

Iqbal Usman Kodvavi Securities (Pvt) Limited
Financial Statements
For the year ended June 30, 2023

DIRECTORS' REPORT

On behalf of the Board of Directors of the Company, I am pleased to present our report together with the audited financial statement of the Company for the year June 30, 2023.

Performance Overview

The following depicts the Company's performance in the current year:

	Rupees
Operating revenue	55,274,080
Operating expenses	(50,515,932)
Operating loss	(5,241,856)
Other charges	-
Other income	-
Loss before taxation	1,317,538
Taxation	(3,924,318)
Loss after taxation	(4,380,119)

Capital Market Review & Outlook

Pakistan's equities market performance remained extremely volatile during the year under review influenced by various domestic and exogenous factors which badly affected the profitability of the company and eventually PSX Index closed at 41,437 as at June 30, 2023. Moreover, higher inflation and interest rates are likely to keep the equities market under pressure during next year.

Dividend:

The Directors do not recommend any dividend during the year due to cash flow requirement during next financial year.

External Auditors

The retiring auditors, M/s. Nasir Javed Majeed Imran, Chartered Accountants, being eligible have offered themselves for re-appointment.

Dated: 02 OCT 2023



Director



Chief Executive



CORPORATE GOVERNANCE

BOARD OF DIRECTORS

An effective board established comprising of 4 directors, responsible for ensuring long-term success and for monitoring and evaluating the management's performance. The composition of board is as follows:

Mr. Muhammad Iqbal Kodvavi	Chief Executive Officer/Director
Mr. Farzana Muhammad Iqbal	Director
Mr. Yasin Iqbal Kodvavi	Director
Mr. Muhammad Yameen	Director

BOARD RESPONSIBILITIES, POWERS AND FUNCTION

Each member of the Board is fully aware of the responsibilities as an individual member as well as the responsibilities of all members together as a board. The Board actively participates in all major decisions of the Company including but not limited to approval of capital expenditure budgets, investments, related party transactions and appointment of key personnel. The Board also monitors the Company's operations by approval of financial statements, review of internal and external audit observations, if any and recommendation of dividend. The Board has devised formal policies for conducting business and ensures their monitoring through an independent outsourced Internal Auditors which continuously monitors adherence to Company Policies.

The following policies has approved by the board.

- Internal Code of Conduct
- Whistleblower Policy
- Customer Complaint, Grievances & Conflict Resolution Policy
- Risk and Compliance Policy
- Segregation of Customer Assets from Securities Broker Assets.

BOARD MEETINGS

The meeting of the directors were presided over by the Chairman and, in his absence, by a director elected by the board for this purpose. The board has complied with the

requirements of Act and the Regulations with respect to frequency, recording and circulating minutes of board.

COMMITTEES OF BOARD

The board has formed following committees and their Term of References:

- Audit Committee

RELATED PARTY TRANSACTION

The Company has provided detailed information on related party transactions in its financial statements annexed to this Annual Report. This disclosure complies with the requirements of Companies Act, 2017 and the relevant International Financial Reporting Standards.

AUDITORS

The company is registered as Trading and Self Clearing category of Securities broker under Securities Brokers (Licensing and Operations) Regulations 2016 and appointed Nasir Javid Maqsood Imran, Chartered Accountants as their external auditor which are enlisted within "B" category of Panel of Auditors issued by State Bank of Pakistan.

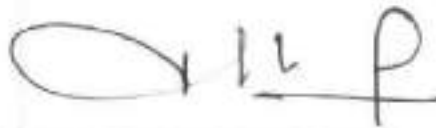
COMPLIANCE STATEMENT

To the best of my knowledge and belief, there are no transactions entered into by the Company during the year, which are fraudulent, illegal or in violation of any securities market laws.

COMPLIANCE WITH THE CODE OF CORPORATE GOVERNANCE

We confirm that the company is in compliance with the Code of Corporate Governance required under Securities Broker Licensing and Operations 2016.

Dated: 02 OCT 2023
Karachi



Mr. Muhammad Iqbal Kodvavi
Chief Executive Officer



Mr. Yameen
Director



INDEPENDENT AUDITOR'S REPORT

To the members of Iqbal Usman Kodvavi Securities (Private) Limited

Report on the Audit of the Financial Statements

Opinion

We have audited the annexed financial statements of **Iqbal Usman Kodvavi Securities (Private) Limited (the Company)**, which comprise the statement of financial position as at **June 30, 2023** and the statement of profit or loss, the statement of comprehensive income, the statement of changes in equity, the statement of cash flows for the year then ended, and notes to the financial statements, including a summary of significant accounting policies and other explanatory information, and we state that we have obtained all the information and explanation which, to the best of our knowledge and belief, were necessary for the purpose of the audit.

In our opinion and to the best of our information and according to the explanations given to us, the statement of financial position, statement of profit or loss, the statement of comprehensive income, the statement of changes in equity and the statement of cash flows together with the notes forming part thereof conform with the accounting and reporting standards as applicable in Pakistan and give the information required by the Companies Act, 2017 (XIX of 2017), in the manner so required and respectively give a true and fair view of the state of the Company's affairs as at **June 30, 2023** and of the loss, the total comprehensive loss, the changes in equity and its cash flows for the year then ended.

Basis for Opinion

We conducted our audit in accordance with International Standards on Auditing (ISAs) as applicable in Pakistan. Our responsibilities under those standards are further described in the *Auditor's Responsibilities for the Audit of the Financial Statements* section of our report. We are independent of the Company in accordance with the International Ethics Standards Board for Accountants' *Code of Ethics for Professional Accountants* as adopted by the Institute of Chartered Accountants of Pakistan (the Code) and we have fulfilled our other ethical responsibilities in accordance with the Code. We believe that the audit evidence we have obtained is sufficient and appropriate to provide a basis for our opinion.

Offices also at:

LAHORE: Address: 3RD FLOOR, PACE TOWER, PLOT NO. 27, BLOCK-H, GULBERG 2, LAHORE.
Telephone: +92(9942)35754821-22 E-mail: nasirgulzar@njmi.net

ISLAMABAD: Address: OFFICE # 17, 2ND FLOOR, HILL VIEW PLAZA, ABOVE PRESCO SWITCHS,
BLUE AREA JINNAH AVENUE, ISLAMABAD.
Telephone: +92 (51) 2228438 Fax: +92 (51) 2228159 E-mail: islamabadoffice@njmi.net

Information Other than the Financial Statements and Auditor's Report Thereon

Management is responsible for the other information. The other information comprises the directors' report but does not include the financial statements and our auditor's report thereon. Our opinion on the financial statements does not cover the other information and we do not express any form of assurance conclusion thereon.

In connection with our audit of the financial statements, our responsibility is to read the other information and, in doing so, consider whether the other information is materially inconsistent with the financial statements or our knowledge obtained in the audit, or otherwise appears to be materially misstated. If, based on the work we have performed, we conclude that there is a material misstatement of this other information, we are required to report that fact. We have nothing to report in this regard.

Responsibilities of Management and Board of Directors for the Financial Statements

Management is responsible for the preparation and fair presentation of the financial statements in accordance with the accounting and reporting standards as applicable in Pakistan and the requirements of Companies Act, 2017 (XIX of 2017) and for such internal control as management determines is necessary to enable the preparation of financial statements that are free from material misstatement, whether due to fraud or error.

In preparing the financial statements, management is responsible for assessing the Company's ability to continue as a going concern, disclosing, as applicable, matters related to going concern and using the going concern basis of accounting unless management either intends to liquidate the Company or to cease operations, or has no realistic alternative but to do so.

Board of directors are responsible for overseeing the Company's financial reporting process.

Auditor's Responsibilities for the Audit of the Financial Statements

Our objectives are to obtain reasonable assurance about whether the financial statements as a whole are free from material misstatements, whether due to fraud or error, and to issue an auditor's report that includes our opinion. Reasonable assurance is a high level of assurance, but is not a guarantee that an audit conducted in accordance with ISAs as applicable in Pakistan will always detect a material misstatement when it exists. Misstatements can arise from fraud or error and are considered material if, individually or in aggregate, they could reasonably be expected to influence the economic decisions of users taken on the basis of these financial statements.

As part of an audit in accordance with ISAs as applicable in Pakistan, we exercise professional judgment and maintain professional skepticism throughout the audit. We also:

- Identify and assess the risks of material misstatement of the financial statements, whether due to fraud or error, design and perform audit procedures responsive to those risks, and obtain audit evidence that is sufficient and appropriate to provide a basis for our opinion. The risk of not detecting a material misstatement resulting from fraud is higher than for one resulting from error, as fraud may involve collusion, forgery, intentional omissions, misrepresentations, or the override of internal control.
- Obtain an understanding of internal controls relevant to the audit in order to design audit procedures that are appropriate in the circumstances, but not for the purpose of expressing an opinion on the effectiveness of the Company's internal control.
- Evaluate the appropriateness of accounting policies used and the reasonableness of accounting estimates and related disclosures made by management.
- Conclude on the appropriateness of management's use of the going concern basis of accounting and, based on the audit evidence obtained, whether a material uncertainty exists related to events or conditions that may cast significant doubt on the Company's ability to continue as a going concern. If we conclude that a material uncertainty exists, we are required to draw attention in our auditor's report to the related disclosures in the financial statements or, if such disclosures are inadequate, to modify our opinion. Our conclusions are based on the audit evidence obtained up to the date of our auditor's report. However, future events or conditions may cause the Company to cease to continue as a going concern.
- Evaluate the overall presentation, structure and content of the financial statements, including the disclosures, and whether the financial statements represent the underlying transactions and events in a manner that achieves fair presentation.

We communicate with the board of directors regarding, among other matters, the planned scope and timing of the audit and significant audit findings, including any significant deficiencies in internal control that we identify during our audit.

Report on Other Legal and Regulatory Requirements

Based on our audit, we further report that in our opinion:

- a) proper books of accounts have been kept by the Company as required by the Companies Act, 2017 (XIX of 2017);
- b) the statement of financial position, the statement of profit or loss, the statement of comprehensive income, the statement of changes in equity and the statement of cash flows together with the notes thereon have been drawn up in conformity with the Companies Act, 2017 (XIX of 2017) and are in agreement with the books of account and returns;



- c) investments made, expenditure incurred and guarantees extended during the year were for the purpose of the Company's business; and
- d) no zakat was deductible at source under the Zakat and Ushr Ordinance, 1980.
- e) the Company was in compliance with the requirement of section 78 of the Securities Act, 2015, and the relevant requirements of Securities Brokers (Licensing and Operations) Regulations, 2016 as at the date on which the financial statements were prepared.

The engagement partner on the audit resulting in this independent auditor's report is Mohammad Javaid Qasim.



The image shows a handwritten signature in black ink that reads "Nasir Javaid Maqsood Imran". The signature is written over a circular official stamp. The stamp contains the text "KARACHI" in the center and "NASIR JAVAID MAQSOOD IMRAN" around the top inner edge, with "CHARTERED ACCOUNTANTS" around the bottom inner edge.

Dated:
Karachi

02 OCT 2023

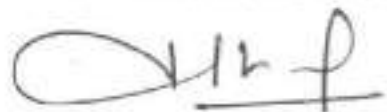
NASIR JAVAID MAQSOOD IMRAN
Chartered Accountants

UDIN: AR202310270LID71xHKR

IQBAL USMAN KODVAVI SECURITIES (PRIVATE) LIMITED
STATEMENT OF FINANCIAL POSITION
AS AT JUNE 30, 2023

	Note	Rupees 2023	Rupees 2022
ASSETS			
NON-CURRENT ASSETS			
Property & equipment	4	15,716,993	15,398,458
Intangible assets	5	2,500,000	2,500,000
Deferred tax asset	6	1,319,601	-
Long term advances & deposits	7	1,500,000	1,500,000
		21,036,594	19,398,458
CURRENT ASSETS			
Trade receivables	8	40,109,987	42,872,811
Short term investments	9	43,350,000	44,827,050
Advances, deposits, pre-payments & other receivables	10	9,162,633	9,714,061
Cash & bank balances	11	19,670,508	95,386,687
		112,243,124	192,800,334
TOTAL ASSETS		133,279,718	212,198,792
EQUITY AND LIABILITIES			
CAPITAL AND RESERVES			
Authorized Capital			
4,000,000 (2022: 4,000,000) ordinary shares of Rs. 10/- each		40,000,000	40,000,000
Issued, subscribed and paid-up capital			
Unappropriated profit	12	40,000,000	40,000,000
		77,219,216	81,590,335
		117,219,216	121,590,335
LIABILITIES			
CURRENT LIABILITIES			
Trade payables			
Accrued expenses & other liabilities	13	15,196,466	88,758,724
		873,036	1,849,713
		16,069,502	90,608,437
CONTINGENCIES AND COMMITMENTS			
	14		
TOTAL EQUITY AND LIABILITIES		133,279,718	212,198,792

The annexed notes from 1 to 25 form an integral part of these financial statements.



Chief Executive



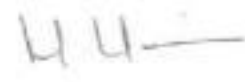
Director

IQBAL USMAN KODVANI SECURITIES (PRIVATE) LIMITED
STATEMENT OF PROFIT OR LOSS
FOR THE YEAR ENDED JUNE 30, 2023

	Note	Rupees 2023	Rupees 2022
REVENUE			
Operating revenue	15	26,754,655	36,769,721
Capital (loss) / gain on sale of securities		(3,523)	3,951,511
Unrealised (loss) / gain on remeasurement of investment at fair value - through profit or loss		(1,477,052)	6,030,089
		<u>25,274,080</u>	<u>46,753,321</u>
Administrative expenses	16	(29,870,119)	(32,541,006)
Finance cost	17	(615,816)	(1,318,376)
		<u>(30,515,935)</u>	<u>(36,859,422)</u>
Operating (loss) / profit		<u>(5,241,856)</u>	<u>9,930,902</u>
Other income	18	1,317,538	1,136,173
(Loss) / profit before taxation		<u>(3,924,318)</u>	<u>11,030,320</u>
Taxation	19	(455,801)	(2,336,812)
(Loss) / profit after taxation		<u>(4,380,119)</u>	<u>8,693,514</u>

The annexed notes from 1 to 25 form an integral part of these financial statements.


 Chief Executive


 Director

IQBAL USMAN KODVAVI SECURITIES (PRIVATE) LIMITED
STATEMENT OF COMPREHENSIVE INCOME
FOR THE YEAR ENDED JUNE 30, 2023

Note	Rupees 2023	Rupees 2022
(Loss) / profit after taxation	(4,380,119)	8,693,514
Other comprehensive income for the year	-	-
Total comprehensive (loss) / income for the year	<u>(4,380,119)</u>	<u>8,693,514</u>

The annexed notes from 1 to 23 form an integral part of these financial statements.


Chief Executive


Director

FORAL USMAN KODVAVI SECURITIES (PRIVATE) LIMITED
STATEMENT OF CASH FLOWS
FOR THE YEAR ENDED JUNE 30, 2023

Note	Rupees 2023	Rupees 2022
------	----------------	----------------

CASH FLOWS FROM OPERATING ACTIVITIES

(Loss) / profit before taxation	(3,924,318)	11,030,326
Add / (Less) : Items not involved in movement of funds:		
Depreciation		
Capital loss / (gain) on sale of securities	2,629,313	2,569,786
Unrealised loss / (gain) on re-measurement of investment at fair value - through profit or loss	3,923	(2,953,511)
Gain on disposal of motor vehicle	1,477,052	16,000,000
Finance costs	(100,758)	(83,461)
	645,810	1,318,356
	1,064,026	16,187,041
Cash generated from operating activities before working capital changes	740,629	4,847,382
Net change in working capital	(71,269,291)	69,166,582
Finance costs (net)	(70,828,762)	73,951,964
Taxes paid	(545,816)	(1,318,176)
Net cash generated / (used in) / operating activities	(72,909,088)	71,423,132

CASH FLOWS FROM INVESTING ACTIVITIES

Acquisition of property and equipment	(3,847,615)	(9,034,000)
Proceeds from disposal of motor vehicle	990,758	1,500,000
Net cash used in investing activities	(2,857,099)	(7,534,000)

CASH FLOWS FROM FINANCING ACTIVITIES

Net cash used in financing activities		
Net decrease in cash and cash equivalents	(75,766,178)	63,889,132
Cash and cash equivalent at beginning of the year	95,086,686	31,501,574
Cash and cash equivalent at end of the year	19,320,508	95,390,706

(a) Statement of change in working capital

(Increase) / decrease in current assets		
Trade receivables	2,762,551	(1,293,921)
Advances, deposits, pre-payments & other receivables	510,538	20,052,907
Short term investments	(3,524)	30,031,501
	3,209,564	48,790,487
Increase / (decrease) in current Liabilities		
Trade payables	(73,262,238)	24,319,433
Accrued expenses & other liabilities	(976,697)	(1,001,347)
	(74,238,935)	23,318,086
Net change in working capital	(71,269,291)	69,166,582

The annexed notes from 1 to 23 form an integral part of these financial statements.


 Chief Executive


 Director

IQBAL USMAN KODVANI SECURITIES (PRIVATE) LIMITED
STATEMENT OF CHANGES IN EQUITY
FOR THE YEAR ENDED JUNE 30, 2023

	Issued, subscribed & paid up capital	Unappropriated profit	Total
	<i>Rupees</i>	<i>Rupees</i>	<i>Rupees</i>
Balance as at June 30, 2021	40,000,000	72,896,821	112,896,821
Profit for the year	-	8,693,514	8,693,514
Balance as at June 30, 2022	40,000,000	81,590,335	121,590,335
Loss for the year	-	(4,380,119)	(4,380,119)
Balance as at June 30, 2023	40,000,000	77,210,216	117,210,216

The amount was taken from up to 25% from up to 20% part of these financial statements.


Chief Executive


Director

IQBAL USMAN KODVAVI SECURITIES (PRIVATE) LIMITED
NOTES TO THE ACCOUNTS

1 CORPORATE AND GENERAL INFORMATION

1.1 Legal status and operations

Iqbal Usman Kodvavi Securities (Private) Limited ('the Company') was incorporated in Pakistan as a private company on February 24, 2001 under the Companies Ordinance, 1984 (which has now been repealed by the enactment of the Companies Act, 2017 in May 2017). The Company is a Trading Right Entitlement Certificate Holder of the Pakistan Stock Exchange Limited. The registered office is situated at Room No. 521-522, 5th Floor, Pakistan Stock Exchange Building, Pakistan Stock Exchange Road, Karachi. The principal activities of the Company are investments, share brokerage, inter-bank brokerage, Initial Public Offer (IPO) underwriting, advisory and consultancy services.

2 BASIS OF PREPARATION

2.1 Statement of compliance

These financial statements have been prepared in accordance with the approved accounting and reporting standards as applicable in Pakistan. Approved accounting and reporting standards comprise of International Financial Reporting Standards for Small and Medium-sized Entities (IFRS for SMEs) issued by International Accounting Standards Board and provisions of and directives issued under the Companies Act 2017. In case requirements differ, the provision or directives of the Companies Act, 2017 shall prevail. These financial statements also include disclosures required to be reported in accordance with the provisions of Securities Brokers (Licensing and Operations) Regulations, 2016.

2.2 Basis of measurement

These financial statements have been prepared under the historical cost convention, except for derivatives and investments. Statement of cash flow has been presented on cash basis.

2.3 Functional and presentation currency

Items included in these financial statements are measured using the currency of the primary economic environment in which the Company operates. These financial statements are presented in Pakistani Rupee, which is the Company's functional and presentation currency.

2.4 Use of estimates and judgments

The preparation of financial statements in conformity with approved financial reporting standards, as applicable in Pakistan, requires management to make judgments, estimates and assumptions that affect the application of policies and the reported amounts of assets, liabilities, income and expenses.

The estimates and associated assumptions are based on historical experience and various other factors that are believed to be reasonable under the circumstances, the results of which form the basis of making judgments about the carrying values of assets and liabilities that are not readily apparent from other sources. Actual results may differ from these estimates.

The estimates and underlying assumptions are reviewed on an ongoing basis. Revisions to accounting estimates are recognized in the period in which the estimate is revised if the revision affects only that period, or in the period of the revision and future periods if the revision affects both current and future periods.

IQBAL USMAN KODVAVI SECURITIES (PRIVATE) LIMITED
NOTES TO THE ACCOUNTS

3. SUMMARY OF SIGNIFICANT ACCOUNTING POLICIES

3.1 Property and equipment

These are stated at cost less accumulated depreciation and impairment losses, if any. Cost include expenditures that are directly attributable to the acquisition of the asset.

Subsequent costs are included in the carrying amount as appropriate, only when it is probable that future economic benefits associated with the item will flow to the Company and its cost can be measured reliably. The carrying amount of the replaced part is derecognized. All other repairs and maintenance are charged to the statement of profit or loss during the year in which they are incurred.

Depreciation is charged to statement of profit or loss applying the reducing balance method at the rates specified in note 4. Depreciation is charged when the asset is available for use till the asset is disposed off.

An item of property and equipment is derecognized upon disposal or when no future economic benefits are expected from its use or disposal. Any gain or loss arising on derecognition of the asset (calculated as the difference between the net disposal proceeds and the carrying amount of the asset) is included in the statement of profit or loss in the year in which the asset is derecognized.

Disposal of an item of property, plant and equipment is recognized when significant risks and rewards incidental to ownership have been transferred. Gains and losses on disposal are determined by comparing the proceeds with the carrying amount and are recognized within 'Other operating expenses-income' in the profit and loss account.

The assets' residual values, depreciation methods and useful lives are reviewed, and adjusted if appropriate, at each financial year end.

3.2 Intangible assets

Intangible assets having definite useful life are stated at cost less accumulated amortization and impairment losses, if any however, Intangible assets having indefinite life are stated at cost less impairment losses, if any.

Subsequent cost is capitalized only when it increases the future economic benefits embodied in the specific assets to which it relates. All other expenditure is expensed as incurred.

Amortization is charged to the statement of profit or loss using reducing balance method over the estimated useful lives of intangible assets unless such lives are indefinite. Amortization on additions to intangible assets is charged from the month in which an asset is acquired or capitalized while no amortization is charged in the month in which the asset is disposed off.

All intangible assets with an indefinite useful life are systematically tested for impairment at each reporting date. Where the carrying amount of an asset exceeds its estimated recoverable amount it is written down immediately to its recoverable amount. The carrying amount of other intangible assets are reviewed at each reporting date to determine whether there is any indication of impairment. If any such indication exist than the assets recoverable amount is estimated. The recoverable amount is the greater of its value and fair value less cost to sell.

IQBAL USMAN KODVANI SECURITIES (PRIVATE) LIMITED
NOTES TO THE ACCOUNTS

3.2.1 Trading Right Entitlement Certificate

This is stated at cost less impairment, if any. The carrying amount is reviewed at each balance sheet date to assess whether it is in excess of its recoverable amount, and where the carrying value exceeds estimated recoverable amount, it is written down to its estimated recoverable amount.

3.2.2 Pakistan Mercantile Exchange - Membership card

Membership card represents corporate membership of Pakistan Mercantile Exchange with indefinite useful life. This is stated at cost less impairment, if any. The carrying amount is reviewed at each balance sheet date to assess whether this is in excess of its recoverable amount, and where the carrying value exceeds estimated recoverable amount, this is written down to its estimated recoverable amount.

3.2.3 Computer software

Expenditure incurred to acquire identifiable computer software and having probable economic benefits exceeding the cost beyond one year, is recognized as an intangible asset. Such expenditure includes the purchase cost of software (license fee) and related overhead cost.

Costs associated with maintaining computer software programs are recognized as an expense when incurred.

Computer software and license costs are stated at cost less accumulated amortization and any identified impairment loss and amortized through reducing balance method.

3.3 Investment property

Investment property is stated at cost less accumulated depreciation and accumulated impairment losses, if any. Cost comprises expenditure that is directly attributable to the acquisition of the asset including transaction costs.

Depreciation on investment property is charged using reducing balance method. The useful life and depreciation method are reviewed and adjusted, if appropriate, at each statement of financial position date.

3.4 Financial instruments

3.4.1 Financial assets - Initial recognition, classification and measurement

The Company recognizes a financial asset when and only when it becomes a party to the contractual provisions of the instrument evidencing investment.

Regular way purchase of investments are recognized using settlement date accounting i.e. on the date on which settlement of the purchase transaction takes place.

The Company classifies its financial assets into either of following three categories:

- (a) financial assets measured at amortized cost;
- (b) financial assets measured at fair value through other comprehensive income (FVOCI); and
- (c) financial assets measured at fair value through profit or loss (FVTPL).

IQBAL USMAN KODVANI SECURITIES (PRIVATE) LIMITED
NOTES TO THE ACCOUNTS

(a) Financial assets measured at amortized cost

A financial asset is measured at amortized cost if it is held within business model whose objective is to hold assets to collect contractual cash flows, and its contractual terms give rise on specified dates to cash flows that are solely payments of principal and interest on principal amount outstanding.

Such financial assets are initially measured at fair value plus transaction costs that are directly attributable to the acquisition or issue thereof.

(b) Financial assets at FVOCI

A financial asset is classified as at fair value through other comprehensive income when it is held within a business model whose objective is achieved by both collecting contractual cash flows and selling financial assets and its contractual terms give rise on specified dates to cash flows that are solely payments of principal and interest on the principal amount outstanding.

Such financial assets are initially measured at fair value plus transaction costs that are directly attributable to the acquisition or issue thereof.

(c) Financial assets at FVTPL

A financial asset shall be measured at fair value through profit or loss unless it is measured at amortised cost or at fair value through other comprehensive income, as aforesaid. However, for an investment in equity instrument which is not held for trading, the Company may make an irrevocable election to present in other comprehensive income subsequent changes in the fair value of the investment.

Such financial assets are initially measured at fair value.

3.4.2 Financial assets - Subsequent measurement

(a) Financial assets measured at amortized cost

These assets are subsequently measured at amortized cost (determined using the effective interest method) less accumulated impairment losses.

Interest / markup income, foreign exchange gains and losses and impairment losses arising from such financial assets are recognized in the statement of profit and loss.

(b) Financial assets at FVOCI

These are subsequently measured at fair value less accumulated impairment losses.

A gain or loss on a financial asset measured at fair value through other comprehensive income is recognised in other comprehensive income, except for impairment gains or losses and foreign exchange gains and losses, until the financial asset is derecognised or reclassified. When the financial asset is derecognised the cumulative gain or loss previously recognised in other comprehensive income is reclassified from equity to profit or loss as a reclassification adjustment. Interest is calculated using the effective interest method and is recognised in profit or loss.

IQBAL USMAN KODVANI SECURITIES (PRIVATE) LIMITED
NOTES TO THE ACCOUNTS

(c) Financial assets at FVTPL

These assets are subsequently measured at fair value.

Net gains or losses arising from remeasurement of such financial assets as well as any interest income accruing thereon are recognized in the statement of profit or loss. However, for an investment in equity instrument which is not held for trading and for which the Company has made an irrevocable election to present in other comprehensive income subsequent changes in the fair value of the investment, such gains or losses are recognized in other comprehensive income. Further, when such investment is disposed off, the cumulative gain or loss previously recognised in other comprehensive income is not reclassified from equity to profit or loss.

3.4.3 Financial liabilities - Classification, subsequent measurement and gain and losses

Financial liabilities are classified as measured at amortized cost or 'At Fair Value - Through Profit or Loss' (FVTPL). A financial liability is classified as at FVTPL if it is classified as held for trading, it is a derivative or it is designated as such on initial recognition. Financial liabilities at FVTPL are measured at fair value and net gains and losses, including any interest expense, are recognized in the statement of profit or loss.

Other financial liabilities are subsequently measured at amortized cost using the effective interest method. Interest expense and foreign exchange gains and losses are recognized in the statement of profit or loss. Any gain or loss on de-recognition is also recognized in the statement of profit or loss.

3.5 Impairment

3.5.1 Financial assets

The Company recognises loss allowances for Expected Credit Losses (ECLs) in respect of financial assets measured at amortised cost.

The Company measures loss allowances at an amount equal to lifetime ECLs, except for the following, which are measured at 12-month ECLs:

- debt securities that are determined to have low credit risk at the reporting date; and
- other debt securities and bank balance for which credit risk (i.e. the risk of default occurring over the expected life of the financial instrument) has not increased significantly since initial recognition.

Loss allowances for trade receivables are always measured at an amount equal to lifetime ECLs.

When determining whether the credit risk of a financial asset has increased significantly since initial recognition and when estimating ECLs, the Company considers reasonable and supportable information that is relevant and available without undue cost or effort. This includes both quantitative and qualitative information and analysis, based on the Company's historical experience and informed credit assessment and including forward-looking information.

IQBAL USMAN KODVANI SECURITIES (PRIVATE) LIMITED
NOTES TO THE ACCOUNTS

The Company assumes that the credit risk on a financial assets has increased significantly if it is more than past due for a reasonable period of time. Lifetime ECLs are the ECLs that result from all possible default events over the expected life of a financial instrument. 12-month ECLs are the portion of ECLs that result from default events that are possible within the 12 months after the reporting date (or a shorter period if the expected life of the instrument is less than 12 months). The maximum period considered when estimating ECLs is the maximum contractual period over which the Company is exposed to credit risk.

Loss allowances for financial assets measured at amortised cost are deducted from the gross carrying amount of the assets.

The gross carrying amount of a financial asset is written off when the Company has no reasonable expectations of recovering of a financial asset in its entirety or a portion thereof. The Company individually makes an assessment with respect to the timing and amount of write-off based on whether there is a reasonable expectation of recovery. The Company expects no significant recovery from the amount written off. However, financial assets that are written off could still be subject to enforcement activities in order to comply with the Company's procedures for recovery of amounts due.

3.5.2 Impairment of non-financial assets

The carrying amount of the Company's non-financial assets are reviewed at each reporting date to determine whether there is any objective evidence that an assets or group of assets may be impaired. If any such evidence exists, the asset's or group of assets' recoverable amount is estimated. An impairment loss is recognized whenever the carrying amount of an asset exceeds its recoverable amount. Recoverable amount is the higher of value in use and fair value less cost to sell. Impairment losses are recognized to the statement of profit or loss.

3.6 Derecognition

3.6.1 Financial assets

The Company derecognises financial assets only when the contractual rights to cash flows from the financial assets expire or when it transfer the financial assets and substantially all the associated risks and reward of ownership to another entity. On derecognition of financial assets measured at amortized cost, the difference between the assets carrying value and the sum of the consideration received and receivable recognized in statement of profit or loss. In addition, on derecognition of an investment in a debt instrument classified as at FVTOCI, the cumulative gain or loss previously accumulated in the investments revaluation reserve reclassified to statement of profit or loss. In contrast, on derecognition of an investment in equity instrument which the Company has elected on initial recognition to measure at FVTOCI, the cumulative gain or loss previously accumulated in the investments revaluation reserve is not reclassified to statement of profit or loss, but is transferred to statement of changes in equity.

3.6.2 Financial liabilities

The Company derecognises financial liabilities only when its obligations under the financial liabilities are discharged, cancelled or expired. The difference between the carrying amount of the financial liabilities derecognised and the consideration paid and payable, including any non-cash assets transferred or liabilities assumed, is recognised in statement of profit or loss.

IQBAL USMAN KODVANI SECURITIES (PRIVATE) LIMITED
NOTES TO THE ACCOUNTS

3.7 Off-setting of financial assets and financial liabilities

Financial assets and liabilities are offset and the net amount is reported in the financial statements if, and only if, there is a legally enforceable right to offset the recognized amounts and there is an intention either to settle on a net basis or to realize the assets and settle the liabilities simultaneously.

3.8 Investments

Investment in shares of listed companies are classified as "At Fair Value - Through Profit or Loss" and is initially measured at cost and subsequently is measured at fair value determined using the market value at each reporting date. Dividends are recognized as income in the statement of profit or loss unless the dividend clearly represents a recovery of part of the cost of the investment. Net gains and losses are recognized in statement profit or loss.

3.9 Settlement date accounting

All purchases and sales of securities that require delivery within the time frame established by regulation or market convention such as "T+2" purchases and sales are recognized at the settlement date. Trade date is the date on which the Company commits to purchase or sale an asset.

3.10 Trade debts and other receivables

Trade debts and other receivables are recognized at fair value and subsequently measured at amortized cost. A provision for impairment in trade debts and other receivables is made when there is objective evidence that the Company will not be able to collect all amounts due according to original terms of receivables. Trade debts and other receivables considered irrecoverable are written off. Actual credit loss experience over past years is used to base the calculation of expected credit loss (ECL) Trade Receivables in respect of securities sold on behalf of client are recorded at settlement date of transaction.

3.11 Fiduciary assets

Assets held in trust or in a fiduciary capacity by the company are not treated as assets of the Company and accordingly are not included in these financial statements.

3.12 Cash and cash equivalents

Cash and cash equivalents in the statement of cash flows includes cash in hand, balance with banks, other short-term highly liquid investments with original maturities of three months or less, and bank overdrafts / short term borrowings. Bank overdrafts are shown within borrowings in current liabilities on the balance sheet.

3.13 Share capital

Ordinary shares are classified as equity and recognized at their face value. Incremental costs directly attributable to the issue of new shares or options are shown in equity as a deduction, net of tax, from the proceeds.

3.14 Proposed dividend and transfer between reserves

Dividends declared and transfers between reserves, except appropriations which are required by law, made subsequent to the reporting date are considered as non-adjusting events and are recognized in the financial statements in the period in which such dividends and transfers are approved.

IQBAL USMAN KODVAVI SECURITIES (PRIVATE) LIMITED
NOTES TO THE ACCOUNTS

3.15 Trade and other payables

Trade and other payables are recognized initially at fair value plus directly attributable cost, if any, and subsequently measured at amortized cost using the effective interest method. Trade payables in respect of securities purchased are recorded at settlement date of transaction.

These are classified as current liabilities if payment is due within one year or less (or in the normal operating cycle of the business if longer). If not, they are presented as non-current liabilities.

3.16 Taxation

Income tax expense comprises current and deferred tax. Income tax expense is recognised in the statement of profit or loss, except to the extent that it relates to items recognised directly in equity or in statement of comprehensive income, in which case it is recognised in equity or in statement of comprehensive income respectively.

i) Current

The current income tax charge is based on the taxable income for the year calculated on the basis of the tax laws enacted or substantively enacted at the balance sheet date, and any adjustment to tax payable in respect of previous years.

ii) Deferred

Deferred tax is provided using the balance sheet liability method, providing for temporary differences between the carrying amount of assets and liabilities for financial reporting purposes and the amounts used for taxation purposes. The amount of deferred tax provided is based on the expected manner of realization or settlement of the carrying amount of assets and liabilities, using the enacted or substantively enacted rates that are expected to apply to the period when the differences reverse based on tax rates that have been enacted at the reporting date.

Deferred tax liabilities are recognized for all taxable temporary differences. A deferred tax asset is recognized for all deductible differences, carry forward of unused tax credits and unused tax losses to the extent that it is probable that future taxable profits will be available against which the asset can be utilized. Deferred tax asset is reduced to the extent that it is no longer probable that the related tax benefits will be realized.

3.17 Provisions

Provisions are recognized when the Company has a present legal or constructive obligation as a result of past events and it is probable that an outflow of resources will be required to settle the obligation, and a reliable estimate of the amount can be made of the amount of obligation. Provisions are reviewed at each balance sheet date and adjusted to reflect current best estimate.

3.18 Foreign currency transactions and translation

Monetary assets and liabilities in foreign currencies are translated into Pakistan Rupees at the rates of exchange prevailing at the balance sheet date. Transactions in foreign currencies are translated into functional currency using the rates of exchange prevailing at the dates of the transactions. Foreign exchange gains and losses resulting from the settlement of such transactions and from the translation at year end exchange rates of monetary assets and liabilities denominated in foreign currencies are recognized in the profit and loss account.

IQBAL USMAN KODVANI SECURITIES (PRIVATE) LIMITED
NOTES TO THE ACCOUNTS

3.19 Revenue recognition

Revenue is recognized to the extent that it is probable that the economic benefits will flow to the Company and the amount of revenue can be measured reliably. Revenue is measured at the fair value of the consideration received or receivable, net of any direct expenses. Revenue is recognized on the following basis:

- Brokerage, consultancy, advisory fee and commission etc. are recognized as and when such services are provided.
- Income from bank deposits, reverse repo and margin deposits is recognized at effective yield on time proportion basis.
- Dividend income is recorded when the right to receive the dividend is established.
- Gains / (losses) arising on sale of investments are included in the profit and loss account in the period in which they arise.
- Unrealized capital gains / (losses) arising from mark to market of investments classified as 'financial assets at fair value through profit or loss - held for trading' are included in profit and loss account for the period in which they arise.
- Rental income from investment properties is recognized on accrual basis.
- Other miscellaneous income is recognized on receipt basis.
- Income on financial assets (including margin financing) is recognised on time proportionate basis taking into account effective / agreed rate of the instrument.
- Unrealised gains / (losses) arising from mark to market of investments classified as 'available for sale' are taken directly to other comprehensive income.
- Gains / (losses) arising on revaluation of derivatives to fair value are taken to profit and loss account under other income / other expenses.

3.20 Operating and administrative expenses

These expenses are recognized in statement of profit or loss upon utilization of the services or as incurred except for specifically stated in the financial statements.

3.21 Mark-up bearing borrowings and borrowing costs

Mark-up bearing borrowings are recognized initially at fair value, less attributable transaction costs. Subsequent to initial recognition, mark-up bearing borrowings are stated at amortized cost with any difference between cost and redemption value being recognised in the statement of profit or loss over the period of the borrowings on an effective interest basis.

Borrowing costs are recognised as an expense in the period in which these are incurred, except to the extent that they are directly attributable to the acquisition or construction of a qualifying asset (i.e. an asset that necessarily takes a substantial period of time to get ready for its intended use or sale) in which case these are capitalised as part of cost of that asset.

IQBAL USMAN KODVAVI SECURITIES (PRIVATE) LIMITED
NOTES TO THE ACCOUNTS

4 PROPERTY AND EQUIPMENT

Net carrying value basis

Year ended June 30, 2023

Opening net book value (NBV)	
Additions (at cost)	
Disposals (at NBV)	
Depreciation charge	
Closing net book value (NBV)	

Gross carrying value basis

As at June 30, 2023

Cost	
Accumulated depreciation	
Net book value (NBV)	

Net carrying value basis

Year ended June 30, 2022

Opening net book value (NBV)	
Additions (at cost)	
Disposals (at NBV)	
Depreciation charge	
Closing net book value (NBV)	

Gross carrying value basis

As at June 30, 2022

Cost	
Accumulated depreciation (at cost)	
Net book value (NBV)	

Annual rates of depreciation (%)

	Offices (Rupees)	Office equipments (Rupees)	Computer equipments (Rupees)	Furniture & fixtures (Rupees)	Motor vehicle (Rupees)	Total (Rupees)
	2,917,275	432,274	154,871	123,457	11,770,581	15,398,458
	-	-	-	-	5,847,848	5,847,848
	(291,728)	(64,841)	(46,461)	(18,539)	(900,000)	(900,000)
					(2,207,764)	(2,629,313)
	2,625,548	367,433	108,410	104,938	12,510,665	15,716,993
	5,459,000	931,423	776,576	407,800	22,060,772	29,635,571
	(2,833,453)	(563,990)	(658,166)	(302,862)	(9,550,107)	(13,918,578)
	2,625,548	367,433	108,410	104,938	12,510,665	15,716,993
	3,241,417	508,558	133,245	145,243	6,264,278	10,342,741
	-	-	38,000	-	9,000,000	9,038,000
	-	-	-	-	(1,416,537)	(1,416,537)
	(321,421)	(76,281)	(66,371)	(21,786)	(2,077,160)	(2,565,746)
	2,917,275	432,274	154,871	123,457	11,770,581	15,398,458
	5,459,000	931,423	776,576	407,800	20,410,027	27,984,826
	(2,541,325)	(169,139)	(67,305)	(58,347)	(8,671,446)	(12,586,368)
	2,917,275	432,274	154,871	123,457	11,770,581	15,398,458
	10	15	30	15	15	15

IQBAL USMAN KODVANI SECURITIES (PRIVATE) LIMITED
NOTES TO THE ACCOUNTS

Notes	Rupees 2023	Rupees 2022
-------	----------------	----------------

5. INTANGIBLE ASSETS

Trading Right Entitlement Certificates - Pakistan Stock Exchange Limited

	2,500,000	2,500,000
5.1	2,500,000	2,500,000

5.1 This represents Trading Right Entitlement Certificate (TREC) received from Pakistan Stock Exchange Limited in accordance with the requirements of the Stock Exchanges (Corporatization, Demutualization and Incorporation) Act, 2012. TREC has been recognized at cost less accumulated impairment losses.

6. DEFERRED TAX ASSET

Unrealized loss on re-measurement of investment
Provision for expected credit losses
Capital loss on short term investments
Accelerated depreciation

	221,530	-
	792,078	-
	126,178	-
	158,187	-
	1,319,601	-

7. LONG TERM ADVANCES & DEPOSITS

National Clearing Company of Pakistan Limited
Central Depository Company of Pakistan Limited

	1,400,000	1,400,000
	100,000	100,000
	1,500,000	1,500,000

8. TRADE RECEIVABLES

Considered good
Considered doubtful

	41,209,320	43,201,730
	41,209,320	43,201,730
	(2,733,373)	(562,992)
	38,475,947	42,638,738
	1,634,036	233,796
	40,109,983	42,872,534

Allowance for expected credit loss

8.1

National Clearing Company of Pakistan Limited

8.1 Allowance for expected credit loss

Opening balance
Allowance for expected credit loss
Closing balance

	562,992	562,992
8.1.1	2,170,381	-
	2,733,373	562,992

The Company assessed on a forward looking basis, the expected credit losses associated with trade receivables and measured loss allowance for trade receivables at an amount equal to life-time expected credit losses.

8.1.1 Aging analysis

Up to 90 days
More than 90 but upto 180 days
More than 180 but upto 360 days
More than 360 days

	29,839,612	35,175,790
	7,413,493	2,563,711
	2,012,811	1,129,576
	2,733,373	1,041,611
	41,209,320	43,201,730

IQBAL USMAN KODVAVI SECURITIES (PRIVATE) LIMITED
NOTES TO THE ACCOUNTS

Notes	Rupees 2023	Rupees 2022
-------	----------------	----------------

8.1.2 Due from related parties which are not impaired and their maximum amount outstanding at any time during the year calculated with reference to month end balances are as follows:

Name of related party	Amount due		Maximum amount outstanding at any time during the year	
	2023	2022	2023	2022
	-----Rupees-----			
M. Iqbal Usman Kodvavi & Farzana Iqbal	27,973,808	14,072,244	68,219,411	35,820,009
Muhammad Yameen	-	-	-	1,394
Yasir Iqbal Kodvavi	-	-	-	2,978,475
	<u>27,973,808</u>	<u>14,072,244</u>	<u>68,219,411</u>	<u>38,429,037</u>

8.1.3 Aging analysis - related party

Name of related party	1 - 90 days	91 - 180 days	181 - 365 days	More than 365 days	Total gross amount due
	-----Rupees-----				
M. Iqbal Usman Kodvavi & Farzana Iqbal	27,973,808	-	-	-	27,973,808
	<u>27,973,808</u>	<u>-</u>	<u>-</u>	<u>-</u>	<u>27,973,808</u>

8.2 Total value of securities pertaining to clients held in the Central Depository Company	<u>966,584,728</u>	<u>1,036,128,328</u>
8.3 Value of pledge securities of clients with National Clearing Company of Pakistan Limited	<u>-</u>	<u>-</u>
8.4 Value of pledge securities of clients with Financial institutions	<u>-</u>	<u>-</u>
8.5 The securities are valued using market rate at the year end		

9 SHORT TERM INVESTMENT

Investments at fair values through profit & loss

Listed equity securities

Unrealized (loss) / gain as a result of measurement at market value

44,827,052	38,796,004
(1,477,057)	6,020,009
<u>43,350,000</u>	<u>44,827,050</u>

Market value

IQBAL USMAN KODVAVI SECURITIES (PRIVATE) LIMITED
NOTES TO THE ACCOUNTS

Notes	Rupees 2023	Rupees 2022
-------	----------------	----------------

9.1 Shares having market value of Rs. 42,487,700/- (2022: 44,775,900/-) are pledged as security with Pakistan Stock Exchange Limited and National Clearing Company of Pakistan Limited for the purpose of base minimum capital and exposure requirements.

10 ADVANCES, DEPOSITS, PRE-PAYMENTS & OTHER RECEIVABLES

Exposure deposits	10.1	2,500,000	3,013,738
Income tax refundable		6,645,753	6,686,636
Prepayments		16,880	13,680
		9,162,633	9,714,063

10.1 This represents deposit with National Clearing Company of Pakistan Limited against the exposure margin in respect of trade in future and ready market.

11 CASH AND BANK BALANCES

Cash in hand		1,521	1,038
Cash at bank - <i>current accounts</i>		15,836,187	89,310,937
- <i>savings accounts</i>	11.1	4,087,500	6,074,770
		19,620,508	95,386,687

11.1 The return on these balances is 11% to 20.31% (2022: 8% to 12%) per annum on daily product basis.

11.2 *Bank balance pertains to:*

Brokerage house		4,422,521	6,626,929
Clients		15,196,466	88,758,723
		19,618,987	95,385,652

12 ISSUED, SUBSCRIBED AND PAID UP CAPITAL

Ordinary Shares of Rs. 10/- each

2023	2022		2023	2022
4,000,000	4,000,000	Ordinary shares of Rs. 10 each fully paid in cash	40,000,000	40,000,000
4,000,000	4,000,000		40,000,000	40,000,000

IQBAL USMAN KODVAVI SECURITIES (PRIVATE) LIMITED
NOTES TO THE ACCOUNTS

Notes	Rupees 2023	Rupees 2022
-------	----------------	----------------

12.1 PATTERN OF SHAREHOLDING

Name of shareholders	2023	2022	2023	2022
	Number of Shares		Percentage of Holding	
Muhammad Iqbal Usman Kodvavi	2,754,000	2,754,000	68.85%	68.85%
Farzana Iqbal	1,235,999	1,235,999	30.90%	30.90%
Muhammad Yameen	1	1	0.00%	0.00%
Yasir Iqbal Kodvavi	10,000	10,000	0.25%	0.25%
	4,000,000	4,000,000	100%	100%

During the year there were no changes in shareholdings above 5%

13 ACCRUED EXPENSES AND OTHER LIABILITIES

Accrued expenses	48,567	210,056
Markup payable	-	51,618
Withholding tax payable	101,117	104,688
Sindh Sales Tax payable	187,860	304,044
Other liabilities	535,202	1,206,327
	873,036	1,849,733

14 CONTINGENCIES AND COMMITMENTS

14.1 There are no outstanding contingencies and commitments as at June 30, 2023 (June 30, 2022: Nil)

15 OPERATING REVENUE

Brokerage commission including sales tax on services	15.1	18,528,960	33,423,389
Less: Sales tax on services		(2,131,309)	(3,845,175)
Net brokerage commission excluding sales tax on services		16,394,655	29,578,214
Dividend income		10,360,000	3,191,507
		26,754,655	36,769,721

15.1 Brokerage Income - net of sales tax
Equity brokerage

- Institutional customers	-	-	
- Retail clients		16,394,655	29,578,214
		16,394,655	29,578,214

IQBAL USMAN KODVANI SECURITIES (PRIVATE) LIMITED
NOTES TO THE ACCOUNTS

Notes	Rupees 2023	Rupees 2022
16 ADMINISTRATIVE EXPENSES		
Directors' remuneration	5,930,000	4,445,000
Salaries, wages and other benefits	4,791,000	3,581,000
Rent, rates and taxes	529,000	413,000
Utilities and communication	26,814	621,007
Printing and stationery	72,255	79,774
Traveling and conveyance	800,201	1,179,150
Postage and courier	16,794	11,840
Entertainment	221,785	101,055
Repair and maintenance	885,500	758,300
Computer and software expenses	626,730	822,240
Vehicle running expenses	167,110	500,218
Agents' commission	9,051,173	18,910,379
Legal and professional fees and subscriptions	329,735	281,000
Auditors' remuneration	184,110	200,765
Allowance for expected credit loss	257,600	199,800
Service and transaction charges	2,170,591	-
Donation	581,241	589,203
Depreciation	460,000	825,000
Other expenses	2,624,313	2,265,777
	100,130	107,982
	29,870,119	38,541,046

16.1 Remuneration of Chief Executive and Director

	2023			2022		
	Chief Executive	Director	Executives	Chief Executive	Director	Executives
Managerial remuneration	1,200,000	3,840,000	-	1,200,000	3,240,000	-
Company's contribution to the Provident Fund	-	-	-	-	-	-
Fees	-	-	-	-	-	-
Bonus	-	-	-	-	-	-
Housing and utilities	-	-	-	-	-	-
	1,200,000	3,840,000	-	1,200,000	3,240,000	-
Number of persons (including those who worked part of the year)	1	3	-	1	3	-

16.2 Auditors' remuneration

Audit services		
Annual audit fee	137,000	125,000
Certifications	102,600	74,800
	237,600	199,800
Non-audit services		
Other services	-	-
	237,600	199,800

IQBAL USMAN KODVANI SECURITIES (PRIVATE) LIMITED
NOTES TO THE ACCOUNTS

Notes	Rupees 2023	Rupees 2022
-------	----------------	----------------

17 FINANCE COSTS

Markup expense	352,467	1,193,787
Bank charges	93,251	174,409
	645,816	1,318,376

18 OTHER INCOME

Profit on exposure deposit	491,592	229,129
Profit on deposit in savings account	255,479	913,102
Gain on sale of motor vehicle	90,758	87,167
IPF commission	-	313,199
	1,317,538	1,536,421

19 TAXATION

Current	1,775,492	2,318,816
Prior	-	18,000
Deferred	(4,519,611)	-
	455,881	2,336,812

19.1 The numerical reconciliation between tax expense and the product of accounting profit multiplied by the applicable tax rate as required by IAS 12 'Income Taxes' has not been presented in these financial statements since the Company has suffered an accounting loss before tax in current year.

19.2 The income tax returns of the Company have been filed up to tax year 2022 under the Virtual Self Assessment Scheme. This scheme provides that the return filed is deemed to be an assessment order. The returns may be selected for audit within five years. The Income Tax Commissioner may assess assessment if any objection is raised during audit.

20 CASH AND CASH EQUIVALENTS

Cash and cash equivalents at the end of the reporting year as shown in the cash flow statement are reconciled to the related items in the balance sheet as follows:

Cash & bank balances	19,620,508	97,586,687
	19,620,508	97,586,687

21 FINANCIAL INSTRUMENTS AND RELATED DISCLOSURES

21.1 FINANCIAL RISK MANAGEMENT

The Company's activities expose it to a variety of financial risks: credit risk, liquidity risk and market risk (interest rate risk and price risk). The Company's overall risk management program focuses on the unpredictability of financial markets and seeks to minimize potential adverse effects on the financial performance. The Company consistently manages its exposure to financial risk without any material change from previous periods in the manner described in notes below.

IQBAL USMAN KODVAVI SECURITIES (PRIVATE) LIMITED
NOTES TO THE ACCOUNTS

The Board of Directors has overall responsibility for the establishment and oversight of Company's risk management framework. All treasury related transactions are carried out within the parameters of these policies.

21.1.1 Market Risk

Market risk is the risk that the value of the financial instrument may fluctuate as a result of changes in market interest rates or the market price due to a change in credit rating of the issuer or the instrument, change in market sentiments, speculative activities, supply and demand of securities and liquidity in the market. Market risk comprises of interest rate risk, foreign currency risk and price risks.

(i) Interest Rate Risk

Interest rate risk is the risk that the fair value or future cash flows of a financial instrument will fluctuate because of changes in market interest rates. Majority of the interest rate exposure arises from short and long term borrowings from banks and term deposits with banks. The Company is not exposed to such risk.

(ii) Foreign Currency Risk

Foreign currency risk is the risk that the fair value or future cash flows of a financial instrument will fluctuate because of changes in foreign exchange rates. Currency risk arises mainly from receivables and payable that exist due to transaction in foreign currencies. The Company is not exposed to currency risk as all the operations of the Company are being carried out in local currency.

(iii) Price Risk

Price risk represents the risk that the fair value of a financial instrument will fluctuate because of changes in the market prices (other than those arising from interest rate risk or currency risk), whether those changes are caused by factors specific to the individual financial instrument or its issuer, or factors affecting all or similar financial instruments traded in the market. The Company manages price risk by monitoring the exposure in quoted equity securities and implementing the strict discipline in internal risk management and investment policies, which includes disposing of its own equity investment and collateral held before it led the Company to incur significant mark-to-market and credit losses. As of the reporting date, the Company was exposed to price risk since it had investments in quoted equity securities and also because the Company held collaterals in the form of equity securities against their debtor balances.

The carrying value of investments subject to price risk is based on quoted market prices as of the reporting date. Market prices are subject to fluctuation and, consequently, the amount realized in the subsequent sale of an investment may significantly differ from the reported market value. Fluctuation in the market price of a security may result from perceived changes in the underlying economic characteristics of the investee, the relative price of alternative investments and general market conditions. Furthermore, amount realized in the sale of a particular security may be affected by the relative quantity of the security being sold.

The Company's portfolio of short term investments is broadly diversified so as to mitigate the significant risk of decline in prices of equity securities in particular sectors of the market.

The table below summarizes Company's equity price risk as of June 30, 2023 and 2022 and shows the effect of a hypothetical 10% increase and a 10% decrease in market prices as at the reporting dates. The selected hypothetical change does not reflect what could be considered to be the best or worst case scenario. Indeed, results could be worse because of the nature of markets and the aforementioned concentrations existing in Company's equity investment portfolio.

IQBAL USMAN KODVAYI SECURITIES (PRIVATE) LIMITED
NOTES TO THE ACCOUNTS

	Fair value (Rupees)	Hypothetical price change	Estimated fair value after hypothetical change in prices (Rupees)	Hypothetical increase / (decrease) in profit before tax (Rupees)
June 30, 2023	43,350,000	10% increase	47,685,000	4,335,000
		10% decrease	39,015,000	(4,335,000)
June 30, 2022	44,927,051	10% increase	49,369,711	4,442,660
		10% decrease	40,484,391	(4,442,660)

21.1.2 Liquidity risk

Liquidity risk is the risk that the Company will encounter difficulty in meeting its financial obligations associated with its financial liabilities that are settled by delivering cash or another financial assets. Liquidity risk arises because of the possibility that the Company could be required to pay its liabilities earlier than expected or difficulty in raising funds to meet commitments associated with financial liabilities as they fall due. Prudent liquidity risk management implies maintaining sufficient cash and marketable securities, the availability of funding to an adequate amount of committed credit facilities and the ability to close out market options due to the dynamic nature of the business. The Company's treasury aims at maintaining flexibility in funding by keeping committed credit lines available. The following are the contractual maturities of financial liabilities.

Carrying amount	2023		
	Contractual cash flows	Upto one year	More than one year

Financial liabilities

Trade payables	15,196,466	15,196,466	15,196,466
Accrued expenses & other liabilities	873,036	873,036	873,036
	16,069,502	16,069,502	16,069,502

Carrying amount	2022		
	Contractual cash flows	Upto one year	More than one year

Financial liabilities

Trade payables	88,758,724	88,758,724	88,758,724
Accrued expenses & other liabilities	1,849,733	1,849,733	1,849,733
	90,608,457	90,608,457	90,608,457

IQBAL USMAN KODVANI SECURITIES (PRIVATE) LIMITED
NOTES TO THE ACCOUNTS

21.1.3 Credit risk

Credit risk is the risk that one party to a financial instrument will fail to discharge an obligation and cause the other party to incur a financial loss, without taking into account the fair value of any collateral. Credit risk arises from the inability of the issuers of the instruments, the relevant financial institutions or counter parties in case of placements or other arrangements to fulfill their obligations.

A financial asset is regarded as credit impaired as and when it falls under the definition of a 'defaulted' financial asset. For the Company's internal credit management purposes, a financial asset is considered as defaulted when it is past due for 90 days or more.

The Company writes off a defaulted financial asset when there remains no reasonable probability of recovering the carrying amount of the asset through available means.

Exposure to credit risk

Credit risk of the Company arises principally from the trade debts, short-term investments, loans and advances, deposits and other receivables. The carrying amount of financial assets represents the maximum credit exposure. To reduce the exposure to credit risk, the Company has developed its own risk management policies and guidelines whereby clients are provided trading limits according to their net worth and proper margins are collected and maintained from the clients. The management continuously monitors the credit exposure towards the clients and makes provision against those balances considered doubtful of recovery.

The Company's policy is to enter into financial contracts in accordance with the internal risk management policies and investment and operational guidelines approved by the Board of Directors. In addition, credit risk is also minimised due to the fact that the Company invests only in high quality financial assets, majority of which have been rated by a reputable rating agency. All transactions are settled / paid for upon delivery. The Company does not expect to incur material credit losses on its financial assets. The maximum exposure to credit risk at the reporting date is follows:

	Rupees 2023	Rupees 2022
Long term advances & deposits	1,580,000	1,580,000
Short term investments	12,350,000	11,877,000
Trade debts	10,100,000	12,872,000
Advances, deposits, pre-payments & other receivables	9,162,000	8,711,000
Cash and bank balances	19,620,000	95,236,000
	113,742,000	194,306,000

a) Credit risk exposure on trade debts

To reduce the exposure to credit risk arising from trade debts/ receivable against margin financing, the Company has developed its own risk management policies and guidelines whereby clients are provided trading limits according to their net worth and proper margins are collected and maintained from the clients. The management continuously monitors the credit exposure towards the clients and makes provision against those balances considered doubtful of recovery.

IQRAL USMAN KODVAVI SECURITIES (PRIVATE) LIMITED
NOTES TO THE ACCOUNTS

The Company's management, as part of risk management policies and guidelines, reviews clients' financial position, considers past experience, obtain authorized approvals and arrange for necessary collaterals in the form of equity securities to reduce credit risks and other factors. These collaterals are subject to market risk, which ultimately affects the recoverability of debts.

	June 30, 2023		June 30, 2022	
	Gross carrying amount	Provision for expected credit losses	Gross carrying amount	Provision for expected credit losses
Rupees				
Not past due	-	-	-	-
Past due 1 day - 90 days	29,049,612	-	38,475,746	-
Past due 91 days - 180 days	7,413,493	-	2,562,714	-
Past due 181 days - 360 days	2,012,841	-	1,120,473	-
Above 360 days	7,733,373	2,722,373	1,011,631	562,992
	<u>41,209,320</u>	<u>2,722,373</u>	<u>43,201,730</u>	<u>562,992</u>

Except as disclosed above, no provision for expected credit losses has been recognized in respect of trade debts as the security against the same is adequate or counter parties have sound financial standing.

b) Credit risk exposure on bank balances

The Company's credit risk on liquid funds is limited because the counter parties are banks with reasonably high credit ratings. As of the reporting date, the external credit ratings of the Company's bankers were as follows:

Short term rating	2023		2022	
	Rupees			
A-1+	19,618,967	95,385,652	19,618,967	95,385,652

Due to the Company's long standing business relationships with these counter parties and after giving due consideration to their strong financial standing, management does not expect non-performance by these counter parties on their obligations to the Company. Accordingly, the credit risk is minimal.

The Company writes off a defaulted financial asset when there remains no reasonable probability of recovering the carrying amount of the asset through available means.

IBRAHIM KODVAI SECURITIES (PRIVATE) LIMITED
NOTES TO THE ACCOUNTS

21.2 Financial Instruments by category

21.2.1 Financial Assets

	2021			Total
	At fair value through profit or loss	At fair value through other comprehensive income	At amortised cost	
Long term advances & deposits	-	-	1,500,000	1,500,000
Short term investments	43,350,000	-	-	43,350,000
Trade debt	-	-	40,109,983	40,109,983
Advances, deposits, pre-payments & other receivables	-	-	9,162,633	9,162,633
Cash and bank balances	-	-	19,620,508	19,620,508
	43,350,000	-	70,295,124	113,743,124

	2022			Total
	At fair value through profit or loss	At fair value through other comprehensive income	At amortised cost	
Long term advances & deposits	-	-	1,500,000	1,500,000
Short term investments	44,827,050	-	-	44,827,050
Trade debt	-	-	42,872,571	42,872,571
Advances, deposits, pre-payments & other receivables	-	-	9,714,063	9,714,063
Cash and bank balances	-	-	95,386,687	95,386,687
	44,827,050	-	149,473,284	194,300,334

21.2.2 Financial Liabilities

	2021		Total
	Amortised cost	At fair value through profit or loss	
Trade payables	15,196,166	-	15,196,166
Accrued expenses & other liabilities	873,036	-	873,036
	16,069,502	-	16,069,502

	2022		Total
	Amortised cost	At fair value through profit or loss	
Trade payables	88,758,724	-	88,758,724
Accrued expenses & other liabilities	1,849,733	-	1,849,733
	90,608,457	-	90,608,457

IQBAL USMAN KODVANI SECURITIES (PRIVATE) LIMITED
NOTES TO THE ACCOUNTS

22 FAIR VALUE OF FINANCIAL INSTRUMENTS

The carrying values of all financial assets and liabilities reflected in these financial statements approximate to their fair value. The Company measures fair values using the following fair value hierarchy that reflects the significance of the inputs used in making the measurements:

Level 1 : Fair value measurements using quoted prices (unadjusted) in active markets for identical assets or liabilities.

Level 2 : Fair value measurements using inputs other than quoted prices included within Level 1 that are observable for the asset or liability, either directly (i.e. as prices) or indirectly (i.e. derived from prices).

Level 3 : Fair value measurements using inputs for the asset or liability that are not based on observable market data (i.e. unobservable inputs).

Fair values of financial assets that are traded in active markets are based on quoted market prices. For all other financial instruments the Company determines fair values using valuation techniques unless the instruments do not have a market/ quoted price in an active market and whose fair value cannot be reliably measured.

The table below analyses financial instruments measured at fair value at the end of the reporting period by the level in the fair value hierarchy into which the fair value measurement is categorised:

Financial assets:

	2023			
	Level 1	Level 2	Level 3	Total
<i>At fair value through profit and loss</i>				
Listed securities	43,350,000	-	-	43,350,000
	43,350,000	-	-	43,350,000

	2022			
	Level 1	Level 2	Level 3	Total
<i>At fair value through profit and loss</i>				
Listed securities	44,827,050	-	-	44,827,050
	44,827,050	-	-	44,827,050

IQBAL USMAN KODVAVI SECURITIES (PRIVATE) LIMITED
NOTES TO THE ACCOUNTS

23 CAPITAL

23.1 Management of capital

The Company's objectives when managing capital are to safeguard the Company's ability to continue as a going concern in order to provide returns for shareholders and benefits for other stakeholders and to maintain an optimal capital structure. The management closely monitors the return on capital employed along with the level of distributions to ordinary shareholders. Further, in order to maintain or adjust the capital structure, the Company may adjust the amount of dividends paid to shareholders, reduce capital, or issue new shares.

On a regular basis, the Company manages to meet the financial resource requirements applicable to the Company (i.e., minimum levels of Liquid Capital or net worth) as specified in the Securities Brokers (Licensing and Operations) Regulations, 2016.

23.2 Capital Adequacy Level

June 30, 2023

Total Assets	133,279,718
Less: Total Liabilities	(16,069,502)
Less: Revaluation Reserves (Created upon revaluation of Fixed Assets)	-
Capital Adequacy Level	23.2.1 <u>117,210,216</u>

23.2.1 While determining the value of the total assets of the TREC Holder, notional value of the TRE certificate held by the company as at June 30, 2023, as determined by Pakistan Stock Exchange has been considered.

23.3 Liquid Capital Balance

Liquid Capital Balance of the Company, as at June 30, 2023, in accordance with the Third Schedule of the Securities Brokers (Licensing and Operations) Regulations, 2016 is **Rs. 55,516,241/-**. The Statement of Liquid Capital is enclosed as Annexure A-I.

24 RELATED PARTY TRANSACTIONS

Related parties comprise of associated companies, directors and key management personnel. Transactions with related parties are at terms determined in accordance with the agreed rates. Transactions and balances with related parties other than those disclosed elsewhere are as follows:

IQBAL USMAN KODVAVI SECURITIES (PRIVATE) LIMITED
NOTES TO THE ACCOUNTS

KEY MANAGEMENT PERSONNEL:

Muhammad Iqbal Usman Kodvavi & Farzana Iqbal (Chief Executive Officer and Director)

Balances at year end

Trade receivable

	2023	2022
	27,973,808	14,072,244

Muhammad Yameen (Director)

Transactions during the year

Brokerage commission earned

	3,082	7,914
--	-------	-------

Balances at year end

Trade payable

	3,374	-
--	-------	---

25 GENERAL

25.1 Number of Employees

Total employees of the Company at the year end

Average employees of the Company during the year

	2023	2022
	7	7
	7	7

25.2 Figures have been re-arranged and re-classified wherever necessary, for the purpose of better presentation. No major reclassifications were made in these financial statements.

Figures have been rounded off to the nearest rupee.

02 OCT 2023

25.3 Authorization for Issue

These financial statements were approved by the Company's board of directors and authorized for issue on _____


 Chief Executive


 Director

IQBAL USMAN KODVA & CO SECURITIES (PRIVATE) LIMITED
STATEMENT OF LIQUID CAPITAL
AS ON JUNE 30, 2023

Annexure A-1

S. No.	Head of Account	Value in Rs. Rupees	Hair Cut/ Adjustment	Net Adjusted Value
1. Assets				
1.1	Property & Equipment	25,121,952	(25,121,952)	
1.2	Intangible Assets	10,12,000	(10,12,000)	
2.1	Investment in Govt. Securities			
	Investment in Debt Securities			
	If listed then:			
	a. 1% of the balance sheet value in the case of tenure upto 1 year			
	b. 2% of the balance sheet value in the case of tenure from 1-3 years			
	c. 2% of the balance sheet value in the case of tenure of more than 3 years			
	If unlisted then:			
	a. 10% of the balance sheet value in the case of tenure upto 1 year			
	b. 12.5% of the balance sheet value in the case of tenure from 1-3 years			
	c. 15% of the balance sheet value in the case of tenure of more than 3 years			
	Investment in Equity Securities			
	a. Listed 15% or Value of each security on the date of acquisition as computed by the Securities Exchange for respective securities whichever is higher. (Provided that if any of these securities are pledged to the securities exchange for loan or in margin requirement, 10% haircut on the value of eligible securities to the extent of minimum required value of basic margin is applied)	1,07,43,000	(1,69,43,000)	1,00,00,000
	b. If unlisted, 100% of carrying value			
2.2	Investment in subsidiaries			
	Investment in associated companies/undertaking			
	a. Listed 20% or Value of each security as computed by the securities Exchange for respective securities whichever is higher			
	b. If unlisted, 100% of net value			
	Inventory or regulatory deposits/bank deposits with the exchange, clearing house or central depository or any other entity			
	a. 10% of net value, however, a maximum amount of cash deposited with securities exchange to comply with regulatory norms of basic margin requirement may be taken in the calculation of LC	1,00,00,000	(1,00,00,000)	
	b. Margin captured with exchange and clearing house	1,00,00,000		1,00,00,000
1.12	Deposit with authorized inter-dealer against borrowed securities under D.R.		(10,00,000)	
1.13	Other deposits and prepayments			
	a. Unpaid interest, profit or commission amounts shared with financial institutions in debt securities on DRR			
	b. 100% coverage of margin accrued on loans to directors, subsidiaries and other related parties			
1.14	Guaranteed investments			
	a. Amounts receivable against repo financing			
1.15	Amount paid as purchaser under the REPO agreement, if securities purchased under repo arrangement shall not be included in the investment (1)			
	a. Advances and receivables other than trade receivables (1) No haircut may be applied on the short term loans to employees, provided these loans are secured and (1b) for repayments within 12 months (1) No haircut may be applied to the advance up to the extent it is settled with provision of collateral (1) In all other cases 100% of net value	4,40,754		4,40,754
1.16	Receivables from clearing house or securities exchange(s)			
1.17	100% value of claims other than those on account of entitlements against trading of securities in all markets, including ATM gains	2,01,050	183,040	1,18,010
	Receivables from customers			
	a. In case receivables are against margin financing, the aggregate (1) value of securities held in the blocked account after applying VAR based haircut, (2) cash deposited as collateral by the borrower (3) market value of any securities deposited as collateral after applying VAR based haircut, a lower of net balance sheet value or value determined through adjustments			
	b. In case receivables are against margin trading, 5% of the net balance sheet value			
	i. Net amount after deducting haircut			
	a. In case receivables are against securities purchased under D.R, the amount paid to NCOB or collateral against margin financing contract			
	ii. Net amount after deducting haircut			
	a. In case of other trade receivables not more than 5 days overdue, 0% of the net balance sheet value	1,00,00,000		1,00,00,000
1.17	b. Advance about value			

	<p>ii. In the case of offers made via satellite, the market value of securities purchased from customers and held in sub-accounts after applying 10% based haircut, will be determined as follows: (i) In the case of offers made via satellite, the market value of securities held is calculated after applying 10% based haircut.</p> <p>iii. Lower of net balance sheet value or value determined through adjustments</p>	1,00,000	1,544,333	1,544,333
	<p>iv. In the case of amounts of recoverable from related parties, value determined after applying applicable haircut on underlying securities held is available in respective CDS account of the related party in the following manner: (i) Up to 30 days, value determined after applying 10% based haircut. (ii) Above 30 days but upto 90 days, value determined after applying 20% based haircut which ever is higher. (iii) Above 90 days 300% haircut shall be applicable.</p> <p>v. Lower of net balance sheet value or value determined through adjustments</p>	1,00,000	1,200,000	1,200,000
1.10	Cash and Bank balances			
	i. Bank balance - proprietary accounts	1,00,000		1,00,000
	ii. Bank balance - customer accounts	1,00,000		1,00,000
	iii. Cash in hand	1,000		1,000
	Subscription money against investments (IPO/ offer for sale issued)			
1.20	<p>ii. The haircut may be applied in respect of amount paid as subscription money provided that shares have not been allotted or are not included in the investments of securities broker.</p> <p>(a) In case of investments in IPO where shares have been allotted but not yet credited in CDS Account, 20% haircut will be applicable on the value of such securities. (b) In case of subscription right shares where the shares cannot yet be allotted in CDS account, 15% or 10% based haircut whichever is higher, will be applied on these shares.</p>			
1.20	Total Assets	107,00,000	118,527,755	11,134,175
2. LIABILITIES				
2.1	Trade Payables			
	i. Payable to exchanges and clearing house			
	ii. Payable against leveraged market products			
	iii. Payable to customers	1,00,000		1,00,000
2.2	Current liabilities	1,00,000		1,00,000
	i. Statutory and regulatory dues	1,00,000		1,00,000
	ii. Accounts and other payables			
	iii. Short term borrowings			
	iv. Current portion of subordinated loans			
	v. Current portion of long term liabilities			
	vi. Deferred liabilities			
	vii. Provisions for taxation			
	viii. Other liabilities as per accounting principles and included in the financial statements			
2.3	Non-Current Liabilities			
	i. Long term financing			
	ii. Other liabilities as per accounting principles and included in the financial statements			
2.4	Subordinated Loans			
	100% of subordinated loans which fulfil the conditions specified by SEBI are allowed to be secured.			
2.5	<p>Advice against shares for increase in Capital of securities broker: 100% haircut may be allowed in cases of advance against shares if:</p> <ol style="list-style-type: none"> The existing authorized share capital allows the proposed enhanced share capital Board of Directors of the company has approved the increase in capital Relevant regulatory approvals have been obtained There is no outstanding delay in issue of shares against advance and all regulatory requirements relating to the increase in paid up capital have been completed. Auditor is satisfied that such advance is against the increase of capital. 			
2.6	Total Liabilities	1,00,000		1,00,000
3. Resolving Liabilities Relating to:				
Concentration in Margin Financing				
3.1	<p>The amount subordinated claim on client basis by which any amount receivable from any of the members is not 50% of the aggregate of amounts receivable from such members. (Provided that where prescribed adjustment (iii) will be applicable where the aggregate amount of receivable against margin financing does not exceed Rs. 5 million) Note: This amount extending to 20% of each member from aggregate amount shall be include in the trading liabilities</p>			
Concentration in securities lending and borrowing				

2.2	<p>The amount by which the aggregate of:</p> <p>(i) Amount deposited by the borrower with NCCRL</p> <p>(ii) Cash margin paid and</p> <p>(iii) The market value of securities pledged by margin borrower for 50% of the market value of shares borrowed (this only amount exceeding by 100% of each borrower from market value of shares borrowed shall be included in the ranking liabilities)</p>			
2.3	<p>Net underwriting Commitments:</p> <p>(a) in the case of right issues, if the market value of securities is less than equal to the subscription price</p> <p>(b) the aggregate of:</p> <p>(i) the 50% of the net receipt of the underwriting commitments and</p> <p>(ii) the value by which the underwriting commitments exceed the market price of the securities, in the case of right issues where the market price of securities is greater than the subscription price, 50% of the market value of the net underwriting commitment.</p> <p>(iii) in any other case, 100% of the net proceeds of agreements.</p>			
2.4	<p>Negative equity of subsidiary:</p> <p>The amount by which the total assets of the subsidiary (including any amount due from the subsidiary) exceed the total liabilities of the subsidiary.</p>			
2.5	<p>Foreign exchange agreements and foreign currency positions:</p> <p>50% of the net position in foreign currency (net position in foreign currency means the difference of total assets determined in foreign currency less total liabilities determined in foreign currency)</p>			
2.6	<p>Amount Payable under EFO</p> <p>Asset adjustment:</p> <p>In the case of Reserves/purchase the total amount receivable under less the 100% of the market value of underlying securities.</p> <p>In the case of Reserves/sales the market value of underlying securities after applying haircut less the total amount received less value of any securities deposited as collateral by the purchaser after applying haircut less any cash deposited by the purchaser.</p>			
2.7	<p>Concentrated proprietary positions:</p> <p>If the market value of any security is between 25% and 50% of the total proprietary positions then 50% of the value of such security. If the market value of a security exceeds 50% of the proprietary positions, then 100% of the value of such security.</p>	1,229,540		1,229,540
2.8	<p>Opening positions in futures and options:</p> <p>(i) In case of customer positions, the total margin requirements in respect of open positions less the amount of cash deposited by the customer and the value of securities held as collateral/pledged with respect to exchange after applying VaR haircuts.</p> <p>(ii) In case of proprietary positions, the total margin requirements in respect of open positions to the extent not already met.</p>			
2.9	<p>Short sell positions:</p> <p>(i) In case of customer positions, the market value of shares sold short in ready market on behalf of customers after increasing the same with the VaR based haircuts less the cash deposited by the customer as collateral and the value of securities held as collateral after applying VaR based haircuts.</p> <p>(ii) In case of proprietary positions, the market value of shares sold short in ready market and not yet settled increased by the amount of VaR based haircuts less the value of securities pledged as collateral after applying haircut.</p>			
2.10	<p>Total Ranking Liabilities</p>	2,029,540	-	2,029,540
	<p>Capital Expend</p>	1,177,676	(18,527,780)	11,174,510


 Chief Executive Officer / Director