

Iqbal Usman Kodvavi Securities (Pvt) Limited
Financial Statements
For the year ended June 30, 2022



Iqbal Usman Kodvavi Securities (Pvt.) Ltd.

TREC HOLDER (Pakistan Stock Exchange Limited)

DIRECTORS' REPORT

On behalf of the Board of Directors of the Company, I am pleased to present our report together with the audited financial statement of the Company for the year June 30, 2022.

Performance Overview

The following depicts the Company's performance in the current year.

	Rupees
Operating revenue	46,753,324
Operating expenses	(36,859,422)
Operating profit	9,893,902
Other charges	-
Other income	1,136,424
Profit before taxation	11,030,326
Taxation	(2,336,812)
Profit after taxation	8,693,515

Earnings per share

Earnings per share for the year ended 30th June 2022 was Rs. 2.17

Capital Market Review & Outlook

Pakistan's equities market performance remained extremely volatile during the year under review influenced by various domestic and exogenous factors which badly effected the profitability of the company and eventually PSX Index closed at 41,540 as at June 30, 2022. Moreover, higher inflation and interest rates are likely to keep the equities market under pressure during next year.


Dividend:

The Directors do not recommended any dividend during the year due to cash flow requirement during next financial year.

External Auditors

The retiring auditors, M/s. Nasir Javid Maqsood Inam, Chartered Accountants, being eligible, have offered themselves for reappointment

Dated: 19 SEP 2022


Director


Chief Executive



INDEPENDENT AUDITOR'S REPORT

To the members of Iqbal Usman Kodvavi Securities (Private) Limited

Report on the Audit of the Financial Statements

Opinion

We have audited the annexed financial statements of **Iqbal Usman Kodvavi Securities (Private) Limited (the Company)**, which comprise the statement of financial position as at **June 30, 2022** and the statement of profit or loss and other comprehensive income, the statement of changes in equity, the statement of cash flows for the year then ended, and notes to the financial statements, including a summary of significant accounting policies and other explanatory information, and we state that we have obtained all the information and explanation which, to the best of our knowledge and belief, were necessary for the purpose of the audit.

In our opinion and to the best of our information and according to the explanations given to us, the statement of financial position, statement of profit or loss and other comprehensive income, the statement of changes in equity and the statement of cash flows together with the notes forming part thereof conform with the accounting and reporting standards as applicable in Pakistan and give the information required by the Companies Act, 2017 (XIX of 2017), in the manner so required and respectively give a true and fair view of the state of the Company's affairs as at **June 30, 2022** and of the loss and other comprehensive loss, the changes in equity and its cash flows for the year then ended.

Basis for Opinion

We conducted our audit in accordance with International Standards on Auditing (ISAs) as applicable in Pakistan. Our responsibilities under those standards are further described in the *Auditor's Responsibilities for the Audit of the Financial Statements* section of our report. We are independent of the Company in accordance with the International Ethics Standards Board for Accountants' *Code of Ethics for Professional Accountants* as adopted by the Institute of Chartered Accountants of Pakistan (the Code) and we have fulfilled our other ethical responsibilities in accordance with the Code. We believe that the audit evidence we have obtained is sufficient and appropriate to provide a basis for our opinion.

Offices also at:

LABORE: 3RD FLOOR, PACE TOWER, PLOT NO. 27, BLOCK-H, GULBERG 2, LAHORE.
Tel: +92(0)42-35754821-22 E-mail: nasirguzdar@njmi.net

ISLAMABAD: OFFICE # 17, 2ND FLOOR, HILL VIEW PLAZA, ABOVE FRESCO SWEETS,
BLUE AREA JENNAH AVENUE, ISLAMABAD.
Tel: +92 (51) 2228138 Fax: +92 (51) 2228139 E-mail: islamabadoffice@njmi.net



Information Other than the Financial Statements and Auditor's Report Thereon

Management is responsible for the other information. The other information comprises the directors' report but does not include the financial statements and our auditor's report thereon. Our opinion on the financial statements does not cover the other information and we do not express any form of assurance conclusion thereon.

In connection with our audit of the financial statements, our responsibility is to read the other information and, in doing so, consider whether the other information is materially inconsistent with the financial statements or our knowledge obtained in the audit, or otherwise appears to be materially misstated. If, based on the work we have performed, we conclude that there is a material misstatement of this other information, we are required to report that fact. We have nothing to report in this regard.

Responsibilities of Management and Board of Directors for the Financial Statements

Management is responsible for the preparation and fair presentation of the financial statements in accordance with the accounting and reporting standards as applicable in Pakistan and the requirements of Companies Act, 2017(XIX of 2017) and for such internal control as management determines is necessary to enable the preparation of financial statements that are free from material misstatement, whether due to fraud or error.

In preparing the financial statements, management is responsible for assessing the Company's ability to continue as a going concern, disclosing, as applicable, matters related to going concern and using the going concern basis of accounting unless management either intends to liquidate the Company or to cease operations, or has no realistic alternative but to do so.

Board of directors are responsible for overseeing the Company's financial reporting process.

Auditor's Responsibilities for the Audit of the Financial Statements

Our objectives are to obtain reasonable assurance about whether the financial statements as a whole are free from material misstatements, whether due to fraud or error, and to issue an auditor's report that includes our opinion. Reasonable assurance is a high level of assurance, but is not a guarantee that an audit conducted in accordance with ISAs as applicable in Pakistan will always detect a material misstatement when it exists. Misstatements can arise from fraud or error and are considered material if, individually or in aggregate, they could reasonably be expected to influence the economic decisions of users taken on the basis of these financial statements.

As part of an audit in accordance with ISAs as applicable in Pakistan, we exercise professional judgment and maintain professional skepticism throughout the audit. We also:

- Identify and assess the risks of material misstatement of the financial statements, whether due to fraud or error, design and perform audit procedures responsive to those risks, and obtain audit evidence that is sufficient and appropriate to provide a basis for our opinion. The risk of not detecting a material misstatement resulting from fraud is higher than for one resulting from error, as fraud may involve collusion, forgery, intentional omissions, misrepresentations, or the override of internal control.
- Obtain an understanding of internal controls relevant to the audit in order to design audit procedures that are appropriate in the circumstances, but not for the purpose of expressing an opinion on the effectiveness of the Company's internal control.
- Evaluate the appropriateness of accounting policies used and the reasonableness of accounting estimates and related disclosures made by management.
- Conclude on the appropriateness of management's use of the going concern basis of accounting and, based on the audit evidence obtained, whether a material uncertainty exists related to events or conditions that may cast significant doubt on the Company's ability to continue as a going concern. If we conclude that a material uncertainty exists, we are required to draw attention in our auditor's report to the related disclosures in the financial statements or, if such disclosures are inadequate, to modify our opinion. Our conclusions are based on the audit evidence obtained up to the date of our auditor's report. However, future events or conditions may cause the Company to cease to continue as a going concern.
- Evaluate the overall presentation, structure and content of the financial statements, including the disclosures, and whether the financial statements represent the underlying transactions and events in a manner that achieves fair presentation.

We communicate with the board of directors regarding, among other matters, the planned scope and timing of the audit and significant audit findings, including any significant deficiencies in internal control that we identify during our audit.

Report on Other Legal and Regulatory Requirements

Based on our audit, we further report that in our opinion:

- a) proper books of accounts have been kept by the Company as required by the Companies Act, 2017 (XIX of 2017);
- b) the statement of financial position, the statement of profit or loss and other comprehensive income, the statement of changes in equity and the statement of cash flows together with the notes thereon have been drawn up in conformity with the Companies Act, 2017 (XIX of 2017) and are in agreement with the books of account and returns;

- c) investments made, expenditure incurred and guarantees extended during the year were for the purpose of the Company's business; and
- d) no zakat was deductible at source under the Zakat and Ushr Ordinance, 1980.
- e) the Company was in compliance with the requirement of section 78 of the Securities Act, 2015, and the relevant requirements of Securities Brokers (Licensing and Operations) Regulations, 2016 as at the date on which the financial statements were prepared.

The engagement partner on the audit resulting in this independent auditor's report is Mohammad Javaid Qasim.



Dated: 19 SEP 2022
Karachi

NASIR JAVAID MAQSOOD IMRAN
Chartered Accountants

UDIN: AR202210270NXH9bdQpT

IQBAL USMAN KODVAVI SECURITIES (PRIVATE) LIMITED
STATEMENT OF FINANCIAL POSITION
AS AT JUNE 30, 2022

	Rupees 2022	Rupees 2021
ASSETS		
NON-CURRENT ASSETS		
Property & equipment	15,398,458	10,342,741
Intangible assets	2,500,000	2,500,000
Long term advances & deposits	1,500,000	1,500,000
	19,398,458	14,342,741
CURRENT ASSETS		
Trade receivables	42,872,534	41,578,613
Short term investments	44,827,050	64,874,950
Advances, deposits, pre-payments & other receivables	9,714,064	30,891,327
Cash & bank balances	95,386,687	65,071,598
	192,800,335	202,416,488
TOTAL ASSETS	212,198,793	216,759,229
EQUITY AND LIABILITIES		
CAPITAL AND RESERVES		
Authorized Capital 4,000,000 (2021: 4,000,000) ordinary shares of Rs. 10/- each	40,000,000	40,000,000
Issued, subscribed and paid-up capital	40,000,000	40,000,000
Unappropriated profit	81,590,336	72,896,821
	121,590,336	112,896,821
LIABILITIES		
CURRENT LIABILITIES		
Short term borrowings	-	33,570,044
Trade payables	88,758,724	64,439,289
Accrued expenses & other liabilities	1,849,733	5,853,075
	90,608,457	103,862,408
CONTINGENCIES AND COMMITMENTS	-	-
TOTAL EQUITY AND LIABILITIES	212,198,793	216,759,229

The annexed notes from 1 to 32 form an integral part of these financial statements.


Chief Executive

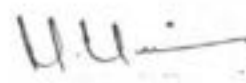

Director

IQBAL USMAN KODVAVI SECURITIES (PRIVATE) LIMITED
STATEMENT OF PROFIT OR LOSS
FOR THE YEAR ENDED JUNE 30, 2022

	Note	Rupees 2022	Rupees 2021
REVENUE			
Operating revenue	15	36,769,721	59,514,523
Capital gain on sale of securities		3,953,514	6,557,683
Unrealised gain on remeasurement of investment at fair value - through profit or loss		6,030,089	8,137,253
		<u>46,753,324</u>	<u>74,209,459</u>
Administrative expenses	16	(35,541,046)	(49,546,835)
Finance cost	17	(1,318,376)	(1,277,078)
		<u>(36,859,422)</u>	<u>(50,823,913)</u>
Operating profit		<u>9,893,902</u>	<u>23,385,546</u>
Other income	18	1,136,424 *	1,077,468
Profit before taxation		<u>11,030,326</u>	<u>24,463,014</u>
Taxation	19	(2,336,812)	(4,683,050)
Profit after taxation		<u>8,693,515</u>	<u>19,779,964</u>
Earnings per share - basic and diluted	20	<u>2.17</u>	<u>4.94</u>

The annexed notes from 1 to 32 form an integral part of these financial statements.


Chief Executive


Director

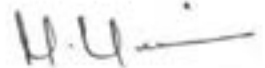
IQBAL USMAN KODVAVI SECURITIES (PRIVATE) LIMITED
STATEMENT OF COMPREHENSIVE INCOME
FOR THE YEAR ENDED JUNE 30, 2022

	Note	Rupees 2022	Rupees 2021
Profit after taxation		8,693,515	19,779,964
Other comprehensive income for the year		-	-
Total comprehensive income for the year		8,693,515	19,779,964

The annexed notes from 1 to 32 form an integral part of these financial statements.



Chief Executive



Director

IQBAL USMAN KODVAVI SECURITIES (PRIVATE) LIMITED
STATEMENT OF CASH FLOWS
FOR THE YEAR ENDED JUNE 30, 2022

Note	Rupees 2022	Rupees 2021
------	----------------	----------------

CASH FLOWS FROM OPERATING ACTIVITIES

Profit before taxation	11,030,326	24,463,014
Add / (Less) : Items not involved in movement of fund:		
Depreciation	2,565,747	1,659,530
Capital gain on sale of securities	(3,953,514)	(6,557,683)
Unrealised gain on remeasurement of investment at fair value - through profit or loss	(6,030,089)	(8,137,253)
Gain on disposal of motor vehicle	(83,463)	-
Finance costs	1,318,376	1,277,078
	(6,182,943)	(11,758,328)
	4,847,383	12,704,686
Cash generated from operating activities before working capital changes		
Net change in working capital	(a) 69,106,582	(20,461,065)
Finance costs paid	73,953,965	(7,756,379)
Taxes paid	(1,318,376)	(1,277,078)
Net cash generated from / (used in) operating activities	(1,212,456)	(630,570)
	71,423,133	(9,664,027)

CASH FLOWS FROM INVESTING ACTIVITIES

Acquisition of property and equipment	(9,038,000)	(215,970)
Proceeds from disposal of motor vehicle	1,500,000	-
Net cash used in investing activities	(7,538,000)	(215,970)

CASH FLOWS FROM FINANCING ACTIVITIES

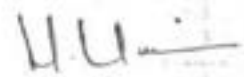
Net cash used in financing activities	63,885,133	(9,879,997)
Net decrease in cash and cash equivalents	31,501,554	41,381,550
Cash and cash equivalent at beginning of the year		
Cash and cash equivalent at end of the year	21 95,386,687	31,501,554

(a) Statement of change in working capital

(Increase) / decrease in current assets		
Trade receivables	(1,293,921)	(12,481,817)
Advances, deposits, pre-payments & other receivables	20,052,907	(21,080,324)
Short term investments	30,031,503	(23,616,245)
	48,790,489	(57,178,386)
Increase / (decrease) in current Liabilities		
Trade payables	24,319,435	35,237,221
Accrued expenses & other liabilities	(4,003,342)	1,480,100
	20,316,093	36,717,321
Net change in working capital	69,106,582	(20,461,065)

The annexed notes from 1 to 32 form an integral part of these financial statements.


Chief Executive

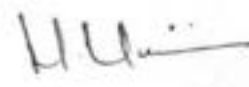

Director

IQBAL USMAN KODVAVI SECURITIES (PRIVATE) LIMITED
STATEMENT OF CHANGES IN EQUITY
FOR THE YEAR ENDED JUNE 30, 2022

	Issued, subscribed & paid up capital	Unappropriated profit	Total
	<i>Rupees</i>	<i>Rupees</i>	<i>Rupees</i>
Balance as at June 30, 2020	40,000,000	53,116,857	93,116,857
Profit for the year	-	19,779,964	19,779,964
Balance as at June 30, 2021	40,000,000	72,896,821	112,896,821
Profit for the year	-	8,693,515	8,693,515
Balance as at June 30, 2022	40,000,000	81,590,336	121,590,336

The annexed notes from 1 to 32 form an integral part of these financial statements.


 Chief Executive


 Director

IQBAL USMAN KODVAVI SECURITIES (PRIVATE) LIMITED
NOTES TO THE ACCOUNTS

1 CORPORATE AND GENERAL INFORMATION

1.1 Legal status and operations

Iqbal Usman Kodvavi Securities (Private) Limited is a private limited company incorporated under the Companies Ordinance, 1984 on February 21, 2001. The registered office is situated at Room # 521-522, 5th Floor, Stock Exchange Building, Stock Exchange Road, Karachi. The principal activity of the company is to carry on the business of stock, brokerage, underwriting and investment etc. The Company is a Trading Right Entitlement (TRE) Certificate holder of the Pakistan Stock Exchange Limited.

2 BASIS OF PREPARATION

2.1 Statement of compliance

These financial statements have been prepared in accordance with the approved accounting standards as applicable in Pakistan. Approved accounting standards comprise of International Financial Reporting Standards for Small and Medium-sized Entities (IFRS for SMEs) issued by IASB and provisions of and directives issued under the Companies Act 2017. In case requirements differ, the provision or directives of the Companies Act, 2017 shall prevail. Preparation of financial statements also include disclosure required by Securities Brokers (Licensing and Operations) Regulations, 2016.

2.2 Basis of measurement

These financial statements have been prepared under the historical cost convention, except for derivatives and investments. Statement of cash flow has been presented on cash basis.

2.3 Functional and presentation currency

Items included in these financial statements are measured using the currency of the primary economic environment in which the Company operates. These financial statements are presented in Pakistani Rupee, which is the Company's functional and presentation currency.

2.4 Use of estimates and judgments

The preparation of financial statements in conformity with approved financial reporting standards, as applicable in Pakistan, requires management to make judgments, estimates and assumptions that affect the application of policies and the reported amounts of assets, liabilities, income and expenses.

The estimates and associated assumptions are based on historical experience and various other factors that are believed to be reasonable under the circumstances, the results of which form the basis of making judgments about the carrying values of assets and liabilities that are not readily apparent from other sources. Actual results may differ from these estimates.

The estimates and underlying assumptions are reviewed on an ongoing basis. Revisions to accounting estimates are recognized in the period in which the estimate is revised if the revision affects only that period, or in the period of the revision and future periods if the revision affects both current and future periods.

IQBAL USMAN KODVAVI SECURITIES (PRIVATE) LIMITED
NOTES TO THE ACCOUNTS

3 SUMMARY OF SIGNIFICANT ACCOUNTING POLICIES

3.1 Property and equipment

Items of property, plant and equipment are stated at historical cost less accumulated depreciation and impairment losses, if any. Historical cost includes expenditure that is directly attributable to the acquisition of the asset including borrowing costs.

Where major components of an item of property, plant and equipment have different useful lives, they are accounted for as separate items of property, plant and equipment.

Subsequent costs are included in the carrying amount as appropriate, only when it is probable that future economic benefits associated with the item will flow to the Company and the cost of the item can be measured reliably. The carrying amount of the replaced part is derecognized. All other repairs and maintenance are charged to the profit and loss account during the year in which they are incurred.

Disposal of an item of property, plant and equipment is recognized when significant risks and rewards incidental to ownership have been transferred. Gains and losses on disposal are determined by comparing the proceeds with the carrying amount and are recognized within 'Other operating expenses/income in the profit and loss account.

Depreciation is charged to profit and loss account applying the reducing balance method. The residual values, useful lives and depreciation methods are reviewed and adjusted, if appropriate, at each reporting date.

Depreciation on additions is charged from the month in which the assets become available for use, while no depreciation is charged in the month of disposal.

3.2 Intangible assets

Intangible assets having definite useful life are stated at cost less accumulated amortization and impairment losses, if any however, Intangible assets having indefinite life are stated at cost less impairment losses, if any.

Subsequent cost is capitalized only when it increases the future economic benefits embodied in the specific assets to which it relates. All other expenditure is expensed as incurred.

Amortization is charged to the statement of profit or loss using reducing balance method over the estimated useful lives of intangible assets unless such lives are indefinite. Amortization on additions to intangible assets is charged from the month in which an asset is acquired or capitalized while no amortization is charged in the month in which the asset is disposed off.

All intangible assets with an indefinite useful life are systematically tested for impairment at each reporting date. Where the carrying amount of an asset exceeds its estimated recoverable amount it is written down immediately to its recoverable amount. The carrying amount of other intangible assets are reviewed at each reporting date to determine whether there is any indication of impairment. If any such indication exist than the assets recoverable amount is estimated. The recoverable amount is the greater of its value and fair value less cost to sell.

IQBAL USMAN KODVAVI SECURITIES (PRIVATE) LIMITED
NOTES TO THE ACCOUNTS

3.2.1 Trading Right Entitlement Certificate

This is stated at cost less impairment, if any. The carrying amount is reviewed at each balance sheet date to assess whether it is in excess of its recoverable amount, and where the carrying value exceeds estimated recoverable amount, it is written down to its estimated recoverable amount.

3.2.2 Pakistan Mercantile Exchange - Membership card

Membership card represents corporate membership of Pakistan Mercantile Exchange with indefinite useful life. This is stated at cost less impairment, if any. The carrying amount is reviewed at each balance sheet date to assess whether this is in excess of its recoverable amount, and where the carrying value exceeds estimated recoverable amount, this is written down to its estimated recoverable amount.

3.2.3 Computer software

Expenditure incurred to acquire identifiable computer software and having probable economic benefits exceeding the cost beyond one year, is recognized as an intangible asset. Such expenditure includes the purchase cost of software (license fee) and related overhead cost.

Costs associated with maintaining computer software programs are recognized as an expense when incurred.

Computer software and license costs are stated at cost less accumulated amortization and any identified impairment loss and amortized through reducing balance method.

3.3 Investment property

Property that is held for long-term rental yields or for capital appreciation or for both, but not for sale in the ordinary course of business, use in the supply of services or for administrative purposes, is classified as investment property. Investment property is initially measured at its cost, including related transaction costs and borrowing costs, if any.

Subsequent expenditure is capitalized to the asset's carrying amount only when it is probable that future economic benefits associated with the expenditure will flow to the Company and the cost of the item can be measured reliably. All other repairs and maintenance costs are expenses when incurred.

3.4 Financial Instruments

3.4.1 Initial Measurement of financial assets

The Company classifies its financial assets in to following three categories:

- fair value through other comprehensive income (FVOCI)
- fair value through profit or loss (FVTPL), and
- measured at amortized cost.

A financial asset is initially measured at fair value plus, for an item not at FVTPL, transaction costs that are directly attributable to its applicable.

IQBAL USMAN KODVAVI SECURITIES (PRIVATE) LIMITED
NOTES TO THE ACCOUNTS

Subsequent Measurement

Debt Investments at FVOCI	These assets are subsequently measured at fair value. Interest / markup income calculated using the effective interest method, foreign exchange gains and losses and impairment are recognized in the statement of profit or loss. Other net gains and losses are recognized in other comprehensive income. On de-recognition, gains and losses accumulated in other comprehensive income are reclassified the statement of profit or loss account.
Equity Investments at FVOCI	These assets are subsequently measured at fair value. Dividends are recognized as income in the statement of profit or loss unless the dividend clearly represents a recovery of part of the cost of the investment. Other net gains and losses are recognized in other comprehensive income and are never reclassified to the statement of profit or loss account.
Financial assets at FVTPL	These assets are subsequently measured at fair value. Net gains and losses, including any interest / markup or dividend income, are recognized in statement profit or loss account.
Financial assets measured at amortized cost	These assets are subsequently measured at authorized cost using the effective interest method. The amortized cost is reduced by impairment losses. Interest / markup income, foreign exchange gains and losses and impairment are recognized in the statement of profit or loss account.

3.4.2 Financial liabilities

Financial liabilities are classified as measured at amortized cost or 'At Fair Value - Through Profit or Loss' (FVTPL). A financial liability is classified as at FVTPL if it is classified as held for trading, it is a derivative or it is designated as such on initial recognition. Financial liabilities at FVTPL are measured at fair value and net gains and losses, including any interest expense, are recognized in the statement of profit or loss.

Other financial liabilities are subsequently measured at amortized cost using the effective interest method. Interest expense and foreign exchange gains and losses are recognized in the statement of profit or loss. Any gain or loss on de-recognition is also recognized in the statement of profit or loss.

Financial liabilities are derecognized when the contractual obligations are discharged or cancelled or have expired or when the financial liability's cash flows have been substantially modified.

3.5 Impairment

3.5.1 Financial assets

The Company recognises loss allowances for Expected Credit Losses (ECLs) in respect of financial assets measured at amortised cost.

The Company measures loss allowances at an amount equal to lifetime ECLs, except for the following, which are measured at 12-month ECLs:

IQBAL USMAN KODVAVI SECURITIES (PRIVATE) LIMITED
NOTES TO THE ACCOUNTS

- debt securities that are determined to have low credit risk at the reporting date; and
- other debt securities and bank balance for which credit risk (i.e. the risk of default occurring over the expected life of the financial instrument) has not increased significantly since initial recognition.

Loss allowances for trade receivables are always measured at an amount equal to lifetime ECLs.

When determining whether the credit risk of a financial asset has increased significantly since initial recognition and when estimating ECLs, the Company considers reasonable and supportable information that is relevant and available without undue cost or effort. This includes both quantitative and qualitative information and analysis, based on the Company's historical experience and informed credit assessment and including forward-looking information.

The Company assumes that the credit risk on a financial assets has increased significantly if it is more than past due for a reasonable period of time. Lifetime ECLs are the ECLs that result from all possible default events over the expected life of a financial instrument. 12-month ECLs are the portion of ECLs that result from default events that are possible within the 12 months after the reporting date (or a shorter period if the expected life of the instrument is less than 12 months). The maximum period considered when estimating ECLs is the maximum contractual period over which the Company is exposed to credit risk.

Loss allowances for financial assets measured at amortised cost are deducted from the gross carrying amount of the assets.

The gross carrying amount of a financial asset is written off when the Company has no reasonable expectations of recovering of a financial asset in its entirety or a portion thereof. The Company individually makes an assessment with respect to the timing and amount of write-off based on whether there is a reasonable expectation of recovery. The Company expects no significant recovery from the amount written off. However, financial assets that are written off could still be subject to enforcement activities in order to comply with the Company's procedures for recovery of amounts due.

3.5.2 Impairment of non-financial assets

The carrying amount of the Company's non-financial assets are reviewed at each reporting date to determine whether there is any objective evidence that an assets or group of assets may be impaired. If any such evidence exists, the asset's or group of assets' recoverable amount is estimated. An impairment loss is recognized whenever the carrying amount of an asset exceeds its recoverable amount. Recoverable amount is the higher of value in use and fair value less cost to sell. Impairment losses are recognized to the statement of profit or loss.

3.6 Derecognition

3.6.1 Financial assets

The Company derecognises financial assets only when the contractual rights to cash flows from the financial assets expire or when it transfer the financial assets and substantially all the associated risks and reward of ownership to another entity. On derecognition of financial assets measured at amortized cost, the difference between the assets carrying value and the sum of the consideration received and receivable recognised in statement of profit or loss. In addition, on derecognition of an investment in a debt instrument classified as at FVTOCI, the cumulative gain or loss previously accumulated in the investments' revaluation reserve reclassified to statement of profit or loss. In contrast, on derecognition of an investment in equity instrument which the Company has elected on initial recognition to measure at FVTOCI, the cumulative gain or loss previously accumulated in the investments revaluation reserve is not reclassified to statement of profit or loss, but is transferred to statement of changes in equity.

IQBAL USMAN KODVAVI SECURITIES (PRIVATE) LIMITED
NOTES TO THE ACCOUNTS

3.6.2 Financial liabilities

The Company derecognises financial liabilities only when its obligations under the financial liabilities are discharged, cancelled or expired. The difference between the carrying amount of the financial liabilities derecognised and the consideration paid and payable, including any non-cash assets transferred or liabilities assumed, is recognised in statement of profit or loss.

3.7 Investments

Investment in shares of listed companies are classified as "At Fair Value - Through Profit or Loss" and is initially measured at cost and subsequently is measured at fair value determined using the market value at each reporting date. Dividends are recognized as income in the statement of profit or loss unless the dividend clearly represents a recovery of part of the cost of the investment. Net gains and losses are recognized in statement profit or loss.

3.8 Settlement date accounting

All purchases and sales of securities that require delivery within the time frame established by regulation or market convention such as 'T+2' purchases and sales are recognized at the settlement date. Trade date is the date on which the Company commits to purchase or sale an asset.

3.9 Off-setting of financial assets and financial liabilities

Financial assets and liabilities are offset and the net amount is reported in the financial statements if, and only if, there is a legally enforceable right to offset the recognized amounts and there is an intention either to settle on a net basis or to realize the assets and settle the liabilities simultaneously.

3.10 Trade debts and other receivables

Trade debts and other receivables are recognized at fair value and subsequently measured at amortized cost. A provision for impairment in trade debts and other receivables is made when there is objective evidence that the Company will not be able to collect all amounts due according to original terms of receivables. Trade debts and other receivables considered irrecoverable are written off. Actual credit loss experience over past years is used to base the calculation of expected credit loss (ECL). Trade Receivables in respect of securities sold on behalf of client are recorded at settlement date of transaction.

3.11 Fiduciary assets

Assets held in trust or in a fiduciary capacity by the company are not treated as assets of the Company and accordingly are not included in these financial statements.

3.12 Cash and cash equivalents

Cash and cash equivalents in the statement of cash flows includes cash in hand, balance with banks, other short-term highly liquid investments with original maturities of three months or less, and bank overdrafts / short term borrowings. Bank overdrafts are shown within borrowings in current liabilities on the balance sheet.

3.13 Share capital

Ordinary shares are classified as equity and recognized at their face value. Incremental costs directly attributable to the issue of new shares or options are shown in equity as a deduction, net of tax, from the proceeds.

3.14 Proposed dividend and transfer between reserves

Dividends declared and transfers between reserves, except appropriations which are required by law, made subsequent to the reporting date are considered as non-adjusting events and are recognized in the financial statements in the period in which such dividends and transfers are approved.

IQBAL USMAN KODVAVI SECURITIES (PRIVATE) LIMITED
NOTES TO THE ACCOUNTS

3.15 Trade and other payables

Trade and other payables are recognized initially at fair value plus directly attributable cost, if any, and subsequently measured at amortized cost using the effective interest method. Trade payables in respect of securities purchased are recorded at settlement date of transaction.

These are classified as current liabilities if payment is due within one year or less (or in the normal operating cycle of the business if longer). If not, they are presented as non-current liabilities.

3.16 Taxation

Income tax expense comprises current and deferred tax. Income tax expense is recognised in the statement of profit or loss, except to the extent that it relates to items recognised directly in equity or in statement of comprehensive income, in which case it is recognised in equity or in statement of comprehensive income respectively.

i) Current

The current income tax charge is based on the taxable income for the year calculated on the basis of the tax laws enacted or substantively enacted at the balance sheet date, and any adjustment to tax payable in respect of previous years.

ii) Deferred

Deferred tax is provided using the balance sheet liability method, providing for temporary differences between the carrying amount of assets and liabilities for financial reporting purposes and the amounts used for taxation purposes. The amount of deferred tax provided is based on the expected manner of realization or settlement of the carrying amount of assets and liabilities, using the enacted or substantively enacted rates that are expected to apply to the period when the differences reverse based on tax rates that have been enacted at the reporting date.

Deferred tax liabilities are recognized for all taxable temporary differences. A deferred tax asset is recognized for all deductible differences, carry forward of unused tax credits and unused tax losses to the extent that it is probable that future taxable profits will be available against which the asset can be utilized. Deferred tax asset is reduced to the extent that it is no longer probable that the related tax benefits will be realized.

3.17 Provisions

Provisions are recognized when the Company has a present legal or constructive obligation as a result of past events and it is probable that an outflow of resources will be required to settle the obligation, and a reliable estimate of the amount can be made of the amount of obligation. Provisions are reviewed at each balance sheet date and adjusted to reflect current best estimate.

3.18 Foreign currency transactions and translation

Monetary assets and liabilities in foreign currencies are translated into Pakistan Rupees at the rates of exchange prevailing at the balance sheet date. Transactions in foreign currencies are translated into functional currency using the rates of exchange prevailing at the dates of the transactions. Foreign exchange gains and losses resulting from the settlement of such transactions and from the translation at year end exchange rates of monetary assets and liabilities denominated in foreign currencies are recognized in the profit and loss account.

IQBAL USMAN KODVAVI SECURITIES (PRIVATE) LIMITED
NOTES TO THE ACCOUNTS

4 PROPERTY AND EQUIPMENT

	Offices (Rupees)	Office equipments (Rupees)	Computer equipments (Rupees)	Furniture & fixtures (Rupees)	Motor vehicle (Rupees)	Total (Rupees)
Net carrying value basis						
Year ended June 30, 2022						
Opening net book value (NBV)	3,241,417	508,558	183,245	145,243	6,264,278	10,342,741
Additions (at cost)	-	-	38,000	-	9,000,000	9,038,000
Disposals (at NBV)	-	-	-	-	(1,416,537)	(1,416,537)
Depreciation charge	(324,142)	(76,284)	(66,374)	(21,786)	(2,077,161)	(2,565,747)
Closing net book value (NBV)	2,917,275	432,274	154,872	123,457	11,770,580	15,398,458

Gross carrying value basis						
As at June 30, 2022						
Cost	5,459,000	931,423	776,576	407,800	20,410,027	27,984,826
Accumulated depreciation	(2,541,725)	(499,149)	(621,705)	(284,343)	(8,639,447)	(12,586,369)
Net book value (NBV)	2,917,275	432,274	154,872	123,457	11,770,580	15,398,458

Net carrying value basis						
Year ended June 30, 2021						
Opening net book value (NBV)	3,601,575	419,435	224,678	170,874	7,369,739	11,786,301
Additions (at cost)	-	178,870	37,100	-	-	215,970
Disposals (at NBV)	-	-	-	-	-	-
Depreciation charge	(360,158)	(89,747)	(78,533)	(25,631)	(1,105,461)	(1,659,530)
Closing net book value (NBV)	3,241,417	508,558	183,245	145,243	6,264,278	10,342,741

Gross carrying value basis						
As at June 30, 2021						
Cost	5,459,000	931,423	738,576	407,800	14,123,667	21,660,466
Accumulated depreciation	(2,217,583)	(422,865)	(555,331)	(262,557)	(7,859,389)	(11,317,725)
Net book value (NBV)	3,241,417	508,558	183,245	145,243	6,264,278	10,342,741

Annual rates of depreciation (%)

10	15	30	15
----	----	----	----

IQBAL USMAN KODVAVI SECURITIES (PRIVATE) LIMITED
NOTES TO THE ACCOUNTS

Notes	Rupees 2022	Rupees 2021
-------	----------------	----------------

5 INTANGIBLE ASSETS

Trading Right Entitlement Certificates - Pakistan Stock Exchange Limited	2,500,000	2,500,000
5.1	2,500,000	2,500,000

- 5.1 This represents Trading Right Entitlement Certificate (TREC) received from Pakistan Stock Exchange Limited (PSX) in accordance with the requirements of the Stock Exchanges (Corporatization, Demutualization and Integration) Act, 2012. TREC has been recognized at cost less accumulated impairment losses.

6 LONG TERM ADVANCES & DEPOSITS

National Clearing Company of Pakistan Limited	1,400,000	1,400,000
Central Depository Company of Pakistan Limited	100,000	100,000
	1,500,000	1,500,000

7 TRADE RECEIVABLES

Considered good	43,201,730	41,234,551
Considered doubtful	-	-
	43,201,730	41,234,551
Allowance for expected credit loss	(562,992)	(562,992)
	42,638,738	40,671,559
National Clearing Company of Pakistan Limited	233,796	907,054
	42,872,534	41,578,613

7.1 Allowance for expected credit loss

Opening balance	562,992	562,992
Allowance for expected credit loss	-	-
Closing balance	562,992	562,992

The Company assessed on a forward looking basis, the expected credit losses associated with trade receivables and measured loss allowance for trade receivables at an amount equal to life time expected credit losses.

7.1.1 Aging analysis

Upto 90 days	38,475,799	39,583,550
More than 90 but upto 180 days	2,563,714	1,005,323
More than 180 but upto 360 days	1,120,576	274,540
More than 360 days	1,041,641	371,137
	43,201,730	41,234,550

IQBAL USMAN KODVAVI SECURITIES (PRIVATE) LIMITED
NOTES TO THE ACCOUNTS

Notes	Rupees 2022	Rupees 2021
-------	----------------	----------------

7.1.2 Due from related parties which are not impaired and their maximum amount outstanding at any time during the year calculated with reference to month end balances are as follows:

Name of related party	Amount due		Maximum amount outstanding at any time during the year	
	2022	2021	2022	2021
	-----Rupees-----			
M. Iqbal Usman Kodvavi & Farzana Iqbal	14,072,244	29,434,944	35,829,199	64,628,665
Muhammad Yameen	-	1,000	1,400	1,000
Yasin Iqbal Kodvavi	-	487,931	2,598,439	5,029,597
	<u>14,072,244</u>	<u>29,923,875</u>	<u>38,429,037</u>	<u>69,659,262</u>

7.1.3 Aging analysis - related party

Name of related party	1 - 90 days	91 - 180 days	181 - 365 days	More than 365 days	Total gross amount due
	-----Rupees-----				
M. Iqbal Usman Kodvavi & Farzana Iqbal	14,072,244	-	-	-	14,072,244
Muhammad Yameen	-	-	-	-	-
Yasin Iqbal Kodvavi	-	-	-	-	-
	<u>14,072,244</u>	<u>-</u>	<u>-</u>	<u>-</u>	<u>14,072,244</u>

7.2 Total value of securities pertaining to clients held in the Central Depository Company	<u>1,036,128,328</u>	<u>1,985,086,422</u>
7.3 Value of pledge securities of clients with National Clearing Company of Pakistan Limited	-	<u>79,588,000</u>
7.4 Value of pledge securities of clients with Financial institutions	-	<u>112,612,550</u>
7.5 <i>The securities are valued using market rate at the year end</i>		

8 SHORT TERM INVESTMENT

Investments at fair values through profit & loss

Listed equity securities

Unrealized gain as a result of measurement at market value

Market value

38,796,961	36,737,697
6,030,089	8,137,253
<u>44,827,050</u>	<u>64,874,950</u>

8.1

IQBAL USMAN KODVAVI SECURITIES (PRIVATE) LIMITED
NOTES TO THE ACCOUNTS

Notes	Rupees 2022	Rupees 2021
-------	----------------	----------------

11.1 The shareholders are entitled to receive all distributions to them including dividend and other entitlements in the form of bonus and right shares as and when declared by the Company. All shares carry "one vote" per share without restriction.

11.2 Pattern of shareholding

Pattern of shareholding has been disclosed in note 28 of these financial statements.

12 SHORT TERM BORROWINGS - SECURED

From banking company

12.1	-	33,570,044
	-	<u>33,570,044</u>

12.1 The Company has obtained running finance facility limit to Rs. 150 Million (2021 : 150 Million) from commercial bank. The finance is secured against pledge of shares acceptable to lending bank in CDC account as per RMD list with 40% margin or as per SBP Prudential Regulations, whichever is higher and personal guarantees of directors of the company. The mark-up charged on these facilities is 3 months KIBOR + 2% (2021: 3 months KIBOR + 2%) per annum quarterly in arrears and payable on the 15th day of the month in the following quarter.

13 ACCRUED EXPENSES AND OTHER LIABILITIES

Accrued expenses
Markup payable
Withholding tax payable
Sindh Sales Tax payable
Other liabilities

210,056	256,513
34,618	897,796
104,688	405,207
204,044	782,574
1,296,327	3,510,985
<u>1,849,733</u>	<u>5,853,075</u>

14 CONTINGENCIES AND COMMITMENTS

14.1 There are no outstanding contingencies and commitments as at June 30, 2022 (June 30, 2021: Nil).

15 OPERATING REVENUE

Brokerage commission including sales tax on services
Less: Sales tax on services
Net brokerage commission excluding sales tax on services
Dividend income

15.1	33,423,389	63,460,231
	(3,845,175)	(7,300,734)
	29,578,214	56,159,497
	7,191,507	3,355,026
	<u>36,769,721</u>	<u>59,514,523</u>

15.1 Brokerage Income - net of sales tax

Equity brokerage

- Institutional customers
- Retail clients

-	-
29,578,214	56,159,497
<u>29,578,214</u>	<u>56,159,497</u>

IQBAL USMAN KODVAVI SECURITIES (PRIVATE) LIMITED
NOTES TO THE ACCOUNTS

Notes	Rupees 2022	Rupees 2021
-------	----------------	----------------

16 ADMINISTRATIVE EXPENSES

	16.1	Rupees 2022	Rupees 2021
Directors' remuneration		4,440,000	4,440,000
Salaries, wages and other benefits		5,581,700	6,293,600
Rent, rates and taxes		413,500	326,000
Utilities and communication		631,032	607,529
Printing and stationery		78,225	97,588
Travelling and conveyance		1,129,130	1,206,590
Postage and courier		14,840	9,951
Entertainment		161,055	168,365
Repair and maintenance		228,300	101,090
Computer and software expenses		521,540	381,950
Vehicle running expenses		596,748	143,500
Agents' commission		16,916,879	31,982,140
Legal and professional		311,040	325,840
Fees and subscriptions		240,265	280,300
Auditors' remuneration	16.2	199,800	185,000
Service and transaction charges		583,263	608,406
Donation		825,000	675,000
Depreciation		2,565,747	1,659,530
Miscellaneous expenses		102,982	54,456
		35,541,046	49,546,835

16.1 Remuneration of Chief Executive and Director

	2022			2021		
	Chief Executive	Director	Executives	Chief Executive	Director	Executives
Managerial remuneration	1,200,000	3,240,000	-	1,200,000	3,240,000	-
Company's contribution to the Provident Fund	-	-	-	-	-	-
Fees	-	-	-	-	-	-
Bonus	-	-	-	-	-	-
Housing and utilities	-	-	-	-	-	-
	1,200,000	3,240,000	-	1,200,000	3,240,000	-
Number of persons (including those who worked part of the year)	1	3	-	1	3	-

16.2 Auditors' remuneration

Audit services		
Annual audit fee	125,000	125,000
Certifications	74,800	60,000
	199,800	185,000
Non-audit services		
Other services	-	-
	199,800	185,000

IQBAL USMAN KODVAVI SECURITIES (PRIVATE) LIMITED
NOTES TO THE ACCOUNTS

Notes	Rupees 2022	Rupees 2021
17 FINANCE COSTS		
Markup expense	1,192,787	1,112,190
Bank charges	125,589	164,888
	1,318,376	1,277,078
18 OTHER INCOME		
Profit on exposure deposit	226,429	352,534
Profit on deposit in savings account	513,102	313,295
Gain on sale of motor vehicle	83,463	-
IPO commission	313,430	411,639
	1,136,424	1,077,468
19 TAXATION		
Current	2,318,806	4,594,499
Prior	18,006	88,551
	2,336,812	4,683,050
19.1 Relationship between income tax expense and accounting profit		
Profit before taxation	11,030,326	24,463,014
Tax at the applicable tax rate of 29% (2021: 29%)	3,198,795	7,094,274
Tax effect of income taxed at lower tax rates	(1,006,760)	(516,398)
Tax effect of exempt income	(2,895,245)	(1,901,728)
Tax effect of prior year	18,006	88,551
Tax effect of non deductible expenses	2,957,818	2,278,164
Tax effect of minimum tax	20,994	-
Tax effect of tax credit	(188,500)	-
Others	231,704	(2,359,804)
	2,336,812	4,683,049

- 19.2 The income tax returns of the Company have been filed up to tax year 2021 under the Universal Self Assessment Scheme. This scheme provides that the return filed is deemed to be an assessment order. The returns may be selected for audit within five years. The Income Tax Commissioner may amend assessment if any objection is raised during audit.

IQBAL USMAN KODVAVI SECURITIES (PRIVATE) LIMITED
NOTES TO THE ACCOUNTS

Notes	Rupees 2022	Rupees 2021
-------	----------------	----------------

20 EARNINGS PER SHARE - BASIC AND DILUTED

20.1 Basic earnings per share

Profit after taxation

Number of shares issued up to the end of the year

8,693,515	19,779,964
4,000,000	4,000,000
<u>2.17</u>	<u>4.94</u>

20.2 Diluted earnings per share

There is no dilutive effect on the basic earnings per share of the Company, since there are no convertible instruments in issue as at June 30, 2022 which would have any effect on the earnings per share if the option to convert is exercised.

21 CASH AND CASH EQUIVALENTS

Cash and cash equivalents at the end of the reporting year as shown in the cash flow statement are reconciled to the related items in the balance sheet as follows:

Short term borrowings

Cash & bank balances

-	(33,570,044)
95,386,687	65,071,598
<u>95,386,687</u>	<u>31,501,554</u>

22 FINANCIAL INSTRUMENTS AND RELATED DISCLOSURES

22.1 Financial Instruments by category

22.1.1 Financial Assets

	2022			Total
	At fair value through profit or loss - held for trading	At fair value through other comprehensive income	At amortised cost	
Long term loans, advances & deposits	-	-	1,500,000	1,500,000
Short term investments	44,827,050	-	-	44,827,050
Trade debts - unsecured	-	-	42,872,534	42,872,534
Short term deposits, advances & other receivables	-	-	9,714,064	9,714,064
Cash and bank balances	-	-	95,386,687	95,386,687
	<u>44,827,050</u>	<u>-</u>	<u>149,473,285</u>	<u>194,300,335</u>

	2021			Total
	At fair value through profit or loss - held for trading	At fair value through other comprehensive income	At amortised cost	
Long term loans, advances & deposits	-	-	1,500,000	1,500,000
Short term investments	64,874,950	-	-	64,874,950
Trade debts - unsecured	-	-	41,578,613	41,578,613
Short term deposits, advances & other receivables	-	-	30,891,327	30,891,327
Cash and bank balances	-	-	65,071,598	65,071,598
	<u>64,874,950</u>	<u>-</u>	<u>139,041,538</u>	<u>203,916,488</u>

IQBAL USMAN KODVAVI SECURITIES (PRIVATE) LIMITED
NOTES TO THE ACCOUNTS

22.1.2 Financial Liabilities

	2022		
	Amortised cost	At fair value through profit or loss	Total
Trade payables	88,758,724	-	88,758,724
Accrued expenses & other liabilities	1,849,733	-	1,849,733
	90,608,457	-	90,608,457

	2021		
	Amortised cost	At fair value through profit or loss	Total
Trade payables	64,439,289	-	64,439,289
Accrued expenses & other liabilities	5,853,075	-	5,853,075
	70,292,364	-	70,292,364

23 FINANCIAL RISK MANAGEMENT

The Board of Directors of the Company has overall responsibility for the establishment and oversight of the Company's risk management framework. The Company has exposure to the following risks from its use of financial instruments:

- Market Risk
- Liquidity Risk
- Credit Risk
- Operational Risk

23.1 Market Risk

Market risk is the risk that the fair value or future cash flows of financial instruments will fluctuate due to changes in market variables such as interest rates, foreign exchange rates and equity prices.

(i) Interest Rate Risk

Interest rate risk is the risk that the value of the financial instrument will fluctuate due to changes in the market interest rates. The Company is exposed to such risk mainly in respect of short-term borrowings. Management of the Company estimates that 1% increase in the market interest rate, with all other factors remaining constant, would increase the Company's loss by Rs. 335,700/- and a 1% decrease would result in a decrease in the Company's loss by the same amount. However, in practice, the actual results may differ from the sensitivity analysis.

(ii) Foreign Currency Risk

Foreign currency risk is the risk that the fair value or future cash flows of a financial instruments will fluctuate because of changes in foreign exchange rates. The Company does not have any financial instruments in foreign currencies and hence is not exposed to such risk.

IQBAL USMAN KODVAVI SECURITIES (PRIVATE) LIMITED
NOTES TO THE ACCOUNTS

(iii) Equity Price Risk

Equity price risk is the risk of volatility in share price resulting from their dependence on market sentiments, speculative activities, supply and demand for shares and liquidity in the market. Management of the Company estimates that a 10% increase in the overall equity prices in the market with all other factors remaining constant would increase the Company's profit by Rs. 4,482,705/- and a 10% decrease would result in a decrease in the Company's profit by the same amount. However, in practice, the actual results may differ from the sensitivity analysis.

23.2 Liquidity risk

Liquidity risk is the risk that the Company will encounter difficulty in meeting its financial obligations associated with its financial liabilities that are settled by delivering cash or another financial assets. Liquidity risk arises because of the possibility that the Company could be required to pay its liabilities earlier than expected or difficulty in raising funds to meet comments associated with financial liabilities as they fall due. Prudent liquidity risk management implies maintaining sufficient cash and marketable securities, the availability of funding to an adequate amount of committed credit facilities and the ability to close out market options due to the dynamic nature of the business. The Company's treasury aims at maintaining flexibility in funding by keeping committed credit lines available. The following are the contractual maturities of financial liabilities.

Carrying amount	Contractual cash flows	2022			
		Six month or less	Six to twelve months	One to two years	Two to five years
----- (Rupees) -----					
Financial liabilities					
Trade payables	88,758,724	88,758,724	88,758,724	-	-
Accrued expenses & other liabilities	1,849,733	1,849,733	1,849,733	-	-
	90,608,457	90,608,457	90,608,457	-	-

Carrying amount	Contractual cash flows	2021			
		Six month or less	Six to twelve months	One to two years	Two to five years
----- (Rupees) -----					
Financial liabilities					
Trade payables	64,439,289	64,439,289	64,439,289	-	-
Accrued expenses & other liabilities	5,853,075	5,853,075	5,853,075	-	-
	70,292,364	70,292,364	70,292,364	-	-

IQBAL USMAN KODVAVI SECURITIES (PRIVATE) LIMITED
NOTES TO THE ACCOUNTS

23.3 Credit risk

Credit risk is the risk that one party to a financial instrument will fail to discharge an obligation and cause the other party to incur a financial loss, without taking into account the fair value of any collateral. Credit risk arises from the inability of the issuers of the instruments, the relevant financial institutions or counter parties in case of placements or other arrangements to fulfill their obligations.

Exposure to credit risk

Credit risk of the Company arises principally from the trade debts, short term investments, loans and advances, deposits and other receivables. The carrying amount of financial assets represents the maximum credit exposure. To reduce the exposure to credit risk, the Company has developed its own risk management policies and guidelines whereby clients are provided trading limits according to their worth and proper margins are collected and maintained from the clients. The management continuously monitors the credit exposure towards the clients and makes provision against those balances considered doubtful of recovery.

The Company's policy is to enter into financial contracts in accordance with the internal risk management policies and investment and operational guidelines approved by the Board of Directors. In addition, credit risk is also minimised due to the fact that the Company invests only in high quality financial assets, majority of which have been rated by a reputable rating agency. All transactions are settled / paid for upon delivery. The Company does not expect to incur material credit losses on its financial assets. The maximum exposure to credit risk at the reporting date is follows:

	Rupees 2022	Rupees 2021
Long term loans, advances & deposits	1,500,000	1,500,000
Short term investments	44,827,050	64,874,950
Trade debts - unsecured	42,872,534	41,578,693
Short term deposits, advances & other receivables	9,714,064	30,891,327
Cash and bank balances	95,386,687	65,071,598
	194,300,335	203,916,488

Concentration of credit risk

Concentration of credit risk exists when changes in economic or industry factors similarly affect groups of counterparties whose aggregate exposure is significant in relation to the Company's total exposure. The Company's portfolio of financial instruments is broadly diversified and transactions are entered into with diverse credit-worthy counterparties thereby mitigating any significant concentrations of credit risk.

Bank balances

The analysis below summarizes the credit quality of the Company's bank balance:

	Rupees 2022	Rupees 2021
A1+	95,385,652	65,070,036
	95,385,652	65,070,036

**IQBAL USMAN KODVAVI SECURITIES (PRIVATE) LIMITED
NOTES TO THE ACCOUNTS**

23.4 Operational risk

Operational risk is the risk of direct or indirect loss arising from a wide variety of causes associated with the processes, technology and infrastructure supporting the Company's operations either internally within the Company or externally at the Company's service providers, and from external factors other than credit, market and liquidity risks such as those arising from legal and regulatory requirements and generally accepted standards of investment management behaviour. Operational risks arise from all of the Company's activities.

The Company's objective is to manage operational risk so as to balance limiting of financial losses and damage to its reputation with achieving its investment objective of generating returns for investors.

The primary responsibility for the development and implementation of controls over operational risk rests with the board of directors. This responsibility encompasses the controls in the following areas.

The primary responsibility for the development and implementation of controls over operational risk rests with the board of directors. This responsibility encompasses the controls in the following areas.

- requirements for appropriate segregation of duties between various functions, roles and responsibility;
- requirements for the reconciliation and monitoring of transactions;
- compliance with regulatory and other legal requirements;
- documentation of controls and procedures;
- requirements for the periodic assessment of operational risks faced, and the adequacy of controls and procedures to address the risks identified;
- ethical and business standards;
- risk mitigation, including insurance where this is effective.

23.5 Fair value of financial instruments

The carrying values of all financial assets and liabilities reflected in these financial statements approximate to their fair value. The Company measures fair values using the following fair value hierarchy that reflects the significance of the inputs used in making the measurements:

Level 1 : Fair value measurements using quoted prices (unadjusted) in active markets for identical assets or liabilities.

Level 2 : Fair value measurements using inputs other than quoted prices included within Level 1 that are observable for the asset or liability, either directly (i.e. as prices) or indirectly (i.e. derived from prices).

Level 3 : Fair value measurements using inputs for the asset or liability that are not based on observable market data (i.e. unobservable inputs).

IQBAL USMAN KODVAVI SECURITIES (PRIVATE) LIMITED
NOTES TO THE ACCOUNTS

Fair value of the financial assets that are traded in active markets are based on quoted market prices or dealer prices quotations.

The table below analyses financial instruments measured at fair value at the end of the reporting period by the level in the fair value hierarchy into which the fair value measurement is categorised:

Financial assets

	2022			Total
	Level 1	Level 2	Level 3	
<i>At fair value through profit and loss</i>				
Listed securities	44,827,050	-	-	44,827,050
	44,827,050	-	-	44,827,050

	2021			Total
	Level 1	Level 2	Level 3	
<i>At fair value through profit and loss</i>				
Listed securities	64,874,950	-	-	64,874,950
	64,874,950	-	-	64,874,950

24 CAPITAL MANAGEMENT

The primary objective of the Company's capital management is to maintain healthy capital ratios, strong credit rating and optimal capital structure in order to ensure ample availability of finance for its existing operations, for maximizing shareholder's value, for tapping potential investment opportunities and to reduce cost of capital.

The Company manages its capital structure and makes adjustment to it, in light of changes in economic conditions. In order to maintain or adjust the capital structure, the Company may adjust the amount of dividends paid to shareholders or issue new shares.

The Company finances its operations through equity, borrowing and management of its working capital with a view to maintain an appropriate mix between various sources of finance to minimise risk.

IQBAL USMAN KODVAVI SECURITIES (PRIVATE) LIMITED
NOTES TO THE ACCOUNTS

25 OPERATING SEGMENT

These financial statements have been prepared on the basis of a single reportable segment as the Company's asset allocation decisions are based on a single and integrated business strategy.

All non current assets of the Company as at 30 June 2022 are located in Pakistan.

26 RELATED PARTY TRANSACTIONS

Related parties comprise of group companies (the parent company, fellow subsidiaries and the subsidiaries). Key management personnel of the Company and directors and their close family members and major shareholders of the Company. Transaction with related parties are on arm's length basis. Remuneration and benefits to executives of the Company are in accordance with the terms of the employment.

Following are the related parties with whom the Company had entered into transactions or have arrangement/ agreement in place:

Name of related party	Nature of relationship	Percentage of shareholding in the Company
Muhammad Iqbal Usman Kodvavi	Chief Executive Officer	68.850%
Farzana Iqbal	Director	30.900%
Muhammad Yameen	Director	0.000%
Yasin Iqbal Kodvavi	Director	0.250%

Name of related party	Transaction during the year	Balances at the year end	2022 Rupees	2021 Rupees
Muhammad Iqbal Usman Kodvavi & Farzana Iqbal		Receivable against trade	14,072,244	29,434,944
Muhammad Yameen		Brokerage commission earned	7,914	36,123
		Receivable against trade	-	1,000
Yasin Iqbal Kodvavi		Brokerage commission earned	-	-
		Receivable against trade	-	487,931

Notes	Rupees 2022	Rupees 2021
-------	-------------	-------------

27 NUMBER OF EMPLOYEES

Total employees of the Company at the year end
Average employees of the Company during the year

7	7
7	7

28 PATTERN OF SHAREHOLDING

Name of shareholders	2022	2021	2022	2021
	Number of Shares		Percentage of Holding	
Muhammad Iqbal Usman Kodvavi	2,754,000	2,754,000	68.850%	68.850%
Farzana Iqbal	1,235,999	1,235,999	30.900%	30.900%
Muhammad Yameen	1	1	0.000%	0.000%
Yasin Iqbal Kodvavi	10,000	10,000	0.250%	0.250%
	4,000,000	4,000,000	100%	100%

During the year there were no changes in shareholdings above 5%

IQBAL USMAN KODVAVI SECURITIES (PRIVATE) LIMITED
NOTES TO THE ACCOUNTS

June 30, 2022

29 CAPITAL ADEQUACY LEVEL

Total Assets
Less: Total Liabilities
Less: Revaluation Reserves (Created upon revaluation of Fixed Assets)

212,198,793 (90,608,457)

Capital Adequacy Level

29.1

121,590,336

29.1 While determining the value of the total assets of the TREC Holder, notional value of the TRE certificate held by the company as at June 30, 2022, as determined by Pakistan Stock Exchange has been considered.

30 LIQUID CAPITAL BALANCE

Liquid Capital Balance of the Company, as at June 30, 2022, in accordance with the Third Schedule of the Securities Brokers (Licensing and Operations) Regulations, 2016 is **Rs. 35,760,369/-**. The Statement of Liquid Capital is enclosed as **Annexure A-I**.

31 AUTHORIZATION FOR ISSUE

These financial statements were approved by the Company's board of directors and authorised for issue on **19 SEP 2022**

32 GENERAL

32.1 Figures have been re-arranged and re-classified wherever necessary, for the purpose of better presentation. No major reclassifications were made in these financial statements.

32.2 Figures have been rounded off to the nearest rupee.


Chief Executive


Director

IQBAL USMAN KODYAVI SECURITIES (PRIVATE) LIMITED (Annexure A-D)
Statement of Liquid Capital
As on June 30, 2022

S. No.	Head of Account	Value in Pak Rupees	Hair Cut / Adjustments	Net Adjusted Value
	Total Assets	15,398,458	(15,398,458)	-
1.1	Property & Equipment			
1.2	Intangible Assets	2,500,000	(2,500,000)	
1.3	Investment in Govt. Securities (150,000*99)			
	Investment in Debt Securities			
	If listed then:			
	i. 5% of the balance sheet value in the case of tenure upto 1 year.			
	ii. 7.5% of the balance sheet value, in the case of tenure from 1-3 years.			
1.4	iii. 10% of the balance sheet value, in the case of tenure of more than 3 years.			
	If unlisted then:			
	i. 10% of the balance sheet value in the case of tenure upto 1 year.			
	ii. 12.5% of the balance sheet value, in the case of tenure from 1-3 years.			
	iii. 15% of the balance sheet value, in the case of tenure of more than 3 years.			
	Investment in Equity Securities			
	i. If listed 15% or VaR of each securities on the cutoff date as computed by the Securities Exchange for respective securities whichever is higher.	3,907,500	(89,961)	3,317,539
	ii. If unlisted, 100% of carrying value.			
	iii. Subscription money against investment in IPO offer for Sale: Amount paid as subscription money provided that shares have not been allotted or are not included in the investments of securities broker.			
1.5	iv. 100% Haircut shall be applied to Value of Investment in any asset including shares of listed securities that are in Block, Freeze or Pledge status as on reporting date: (July 19, 2017) Provided that 100% haircut shall not be applied in case of investment in those securities which are Pledged in favor of Stock Exchange / Clearing House against Margin Financing requirements or pledged in favor of Banks against Short Term financing arrangements. In such cases, the haircut as provided in schedule III of the Regulations in respect of investment in securities shall be applicable (August 25, 2017)			
1.6	Investment in subsidiaries			
	Investment in associated companies/undertaking			
1.7	i. If listed 20% or VaR of each securities as computed by the Securities Exchange for respective securities whichever is higher			
	ii. If unlisted, 100% of net value			
1.8	Statutory or regulatory deposits/bank deposits with the exchanges, clearing house or central depository or any other entity.	1,500,000	(1,500,000)	
1.9	Margin deposits with exchange and clearing house.	3,013,738	-	3,013,738
1.10	Deposit with authorized intermediary against borrowed securities under SLB.			
1.11	Other deposits and payments	13,680	(13,680)	
1.12	Accrued interest, profit or mark-up on amounts placed with financial institutions or debt securities etc (Nil)			
	100% in respect of markup accrued on loans to directors, subsidiaries and other related parties			
1.13	Dividends receivables			
	Amounts receivable against Repo financing.			
1.14	Amount paid as purchaser under the REPO agreement. (Securities purchased under repo arrangement shall not be included in the investments.)			
1.15	i. Short Term Loans To Employees: Loans are Secured and Due for repayment within 12 months			
	ii. Receivables other than trade receivables	6,686,646	(6,686,646)	
	Receivables from clearing house or securities exchange(s)			
1.16	100% value of claims other than those on account of entitlements against trading of securities in all markets including MiM gains			
	claims on account of entitlements against trading of securities in all markets including MiM gains	233,796	-	233,796
	Receivables from customers			
	i. In case receivables are against margin financing, the aggregate of (i) value of securities held in the blocked account after applying VaR based Haircut, (ii) cash deposited as collateral by the financer (iii) market value of any securities deposited as collateral after applying VaR based haircut.			
	a. Lower of net balance sheet value or value determined through adjustments.			
	ii. In case receivables are against margin trading, 5% of the net balance sheet value			
	iii. Net amount after deducting haircut			
1.17	iii. In case receivables are against securities borrowings under SLB, the amount paid to NCCPL as collateral upon entering into contract.			
	iv. Net amount after deducting haircut			
	iv. In case of other trade receivables not more than 5 days overdue, 0% of the net balance sheet value.	9,318,442	-	9,318,442
	iv. Balance sheet value			

	v. Increase of other trade receivables are overdue, or 5 days or more, the aggregate of (i) the market value of securities purchased by customers and held in sub-accounts after applying VaR based haircut, (ii) cash deposited as collateral by the respective customer and (iii) the market value of securities held as collateral after applying VaR based haircut.	19,811,044	18,377,950	18,377,950
	w. Lower of net balance sheet value or value determined through adjustments			
	vi. 100% haircut in the case of amount receivable from related parties.	14,072,244	(14,072,244)	
	Cash and Bank Balances			
1.18	i. Bank Balance-proprietary accounts	6,626,929	-	6,626,929
	ii. Bank balance-customer accounts	88,758,723	-	88,758,723
	iii. Cash in hand	1,035	-	1,035
	Total cash and bank balances	95,386,687		95,386,687
1	Total Assets	171,842,235		129,648,158
2. Liabilities				
	Trade Payables			
2.1	i. Payable to exchanges and clearing house	-	-	-
	ii. Payable against leveraged market products	-	-	-
	iii. Payable to customers	88,758,724	-	88,758,724
	Current Liabilities			
	i. Statutory and regulatory dues	-	-	-
	ii. Accruals and other payables	1,849,733	-	1,849,733
	iii. Short-term borrowings	-	-	-
	iv. Current portion of subordinated loans	-	-	-
	v. Current portion of long term liabilities	-	-	-
	vi. Deferred Liabilities	-	-	-
	vii. Provision for bad debts	562,992	-	562,992
	viii. Provision for taxation	-	-	-
	ix. Other liabilities as per accounting principles and included in the financial statements	-	-	-
	Non-Current Liabilities			
	i. Long-Term financing			
	a. Long-Term financing obtained from financial institution: Long term portion of financing obtained from a financial institution including amount due against finance lease			
	b. Other long-term financing			
	ii. Staff retirement benefits			
2.3	iii. Advance against shares for Increase in Capital of Securities brokers: 100% haircut may be allowed in respect of advance against shares if: a. The existing authorized share capital allows the proposed enhanced share capital b. Board of Directors of the company has approved the increase in capital c. Relevant Regulatory approvals have been obtained d. There is no unreasonable delay in issue of shares against advance and all regulatory requirements relating to the increase in paid up capital have been completed. e. Auditor is satisfied that such advance is against the increase of capital. iv. Other liabilities as per accounting principles and included in the financial statements			
	Subordinated Loans			
2.4	i. 100% of Subordinated loans which fulfill the conditions specified by SECP are allowed to be deducted. The Schedule III provides that 100% haircut will be allowed against subordinated Loans which fulfill the conditions specified by SECP. In this regard, following conditions are specified: a. Loan agreement must be executed on stamp paper and must clearly reflect the amount to be repaid after 12 months of reporting period b. No haircut will be allowed against short term portion which is repayable within next 12 months. c. In case of early repayment of loan, adjustment shall be made to the Liquid Capital and revised Liquid Capital statement must be submitted to exchange. ii. Subordinated loans which do not fulfill the conditions specified by SECP			
2	Total Liabilities	91,171,449		91,171,449
3. Ranking Liabilities Relating to:				
	Concentration in Margin Financing			
3.1	The amount calculated client-to-client basis by which any amount receivable from any of the financers exceed 10% of the aggregate of amounts receivable from total financers.			
	Concentration in securities lending and borrowing			
3.2	The amount by which the aggregate of: (i) Amount deposited by the borrower with NCCPL (ii) Cash margins paid and (iii) The market value of securities pledged as margins exceed the 110% of the market value of shares borrowed			
	Net underwriting Commitments			
3.3	(a) in the case of right issue: if the market value of securities is less than or equal to the subscription price; the aggregate of: (i) the 50% of Haircut multiplied by the underwriting commitments and (ii) the value by which the underwriting commitments exceeds the market price of the securities. In the case of rights issue where the market price of securities is greater than the subscription price, 5% of the Haircut multiplied by the net underwriting (b) in any other case: 12.5% of the net underwriting commitments			
	Negative equity of subsidiary			

3.4	The amount by which the total assets of the subsidiary (excluding any amount due from the subsidiary) exceed the total liabilities of the subsidiary			
Foreign exchange agreements and foreign currency positions				
3.5	5% of the net position in foreign currency. Net position in foreign currency means the difference of total assets denominated in foreign currency less total liabilities denominated in foreign currency			
Amount Payable under REPO				
Repo adjustment				
3.7	In the case of financier/purchaser the total amount receivable under Repo less the 110% of the market value of underlying securities			
	In the case of financer/seller the market value of underlying securities after applying haircut less the total amount received less value of any securities deposited as collateral by the purchaser after applying haircut less any cash deposited by the purchaser			
Concentrated proprietary positions				
3.8	If the market value of any security is between 25% and 51% of the total proprietary positions then 5% of the value of such security. If the market of a security exceeds 51% of the proprietary position, then 10% of the value of such security	385,635	-	385,635
Opening Positions in futures and options				
3.9	i. In case of customer positions, the total margin requirements in respect of open positions less the amount of cash deposited by the customer and the value of securities held as collateral/pledged with securities exchange after applying VaR haircut	2,330,705	-	2,330,705
	ii. In case of proprietary positions, the total margin requirements in respect of open positions to the extent not already met	-	-	-
Short sell positions				
3.10	i. In case of customer positions, the market value of shares sold short in ready market on behalf of customers after increasing the same with the VaR based haircut less the cash deposited by the customer as collateral and the value of securities held as collateral after applying VaR based Haircuts			
	ii. In case of proprietary positions, the market value of shares sold short in ready market and not yet settled increased by the amount of VaR based haircut less the value of securities pledged as collateral after applying haircut.			
3	Total Ranking Liabilities	2,716,340	-	2,716,340
	Liquid Capital	77,954,446	-	35,768,369